

**UK Medical Careers Research Group
Oxford University**

2000 cohort of UK Medical Graduates

Report of Fourth Survey, conducted in 2007

Report produced October 2012

**UK Medical Careers Research Group, Department of Public Health,
Oxford University, Old Road Campus, Headington, Oxford OX3 7LF**

Telephone: 01865 289389 Fax: 01865 289379

Website: www.uhce.ox.ac.uk/ukmcrg

Contents

Introduction	3
Cohort size and response to survey	3
Demographics	3
Current post	3
Table 1: Occupation Group – Current Post	4
Table 2: Grade – Current Post: responders in NHS and UK Universities	5
Table 3: Mainstream Specialty Group - Current Post	6
Satisfaction with current job	7
Satisfaction with time for family and leisure	7
Career Plans	8
Table 4: <i>Intention to practise medicine in the UK</i>	8
Table 5: Commitment to a long-term career in the NHS	8
Training, full or part time work	9
Table 6: Training posts	9
Table 7: Plans to work in a training post less-than-full-time	10
Table 8: Plans to work in a career post less-than-full-time	10
Table 9: Influence of availability of flexible and less-than-full-time working options in career posts when choosing a career	10
Final choice of long-term career	11
Table 10: Mainstream Choice	12
Factors affecting career choice	13
Figure 1: Factors influencing career choices (all respondents)	13
Figure 2: Factors influencing career choices (men)	14
Figure 3: Factors influencing career choices (women)	14
Table 11: Reasons for rejecting an early career choice	15
Appendix 1: The long questionnaire	16

Introduction

This report describes the results of the fourth survey of the cohort of 4432 doctors who qualified from UK medical schools in 2000. The 2000 cohort has been surveyed previously on three occasions, in 2001, 2003, and 2005. The first mailing for this survey was completed in November 2007, and late replies were received up to October 2008.

This report describes the main results from the fourth survey, focusing on the current employment of the respondents, their career choices and future career plans. It also contains some information about their views and attitudes. It is not intended as an analytical report and does not seek to relate data from this cohort to that obtained from other cohorts.

We expect this report to be of interest to medical workforce planners, policymakers, researchers, and others with an interest in medical careers.

Cohort size and response to survey

The cohort comprises 4432 doctors (2173 men, 2259 women). Excluding from the denominator 131 who were untraceable, 48 who had declined to participate, and 7 who had died, the response to the fourth survey was 65.0% (2761/4246). For men the response rate was 58.2% (1201/2065), and for women 71.5% (1560/2181).

The fifth postal mailing of the questionnaire contained a shorter version of the questionnaire: 206 doctors returned this version. Therefore some questions were answered by all respondents (N=2761) and some questions were answered by a smaller number (N= 2555).

Demographics

Age

[This was included in both questionnaires: N=2761]

The median age of respondents on 31st October 2008 was 32.4 years (men 32.5, women 32.3 years).

Domestic situation

[This was excluded from the short questionnaire: N=2555]

76.0% were living with a spouse or partner (men 77.1%, women 75.3%). 61.0% had no children under 16 years of age (men 59.2%, women 62.2%), and 4.0% had dependent adults living with them (men 4.1%, women 4.0%).

Current post

[This was included in both questionnaires: N=2761]

75.8% of the sample were in medicine in the UK NHS (men 72.9%, women 78.0%), 6.4% were in medicine in UK Universities (men 8.5%, women 4.9%), and 4.2% were practising medicine abroad (men 4.4%, women 4.1%). Focusing only on those doctors who were working in the NHS or in UK universities (N=2270), 57.1% were in Hospital Training grades (men 65.6%, women 50.7%), and

17.6% were in GP other grades (men 9.0%, women 24.1%). Tables 1-3 give a fuller breakdown of the current posts of respondents.

Table 1: Occupation Group – Current Post

	Male		Female		Total	
	Count	%	Count	%	Count	%
UK NHS	875	72.9	1217	78.0	2092	75.8
UK Universities	102	8.5	76	4.9	178	6.4
UK Armed Forces	24	2.0	9	0.6	33	1.2
UK Other Public Sector	0	0.0	1	0.1	1	0.0
UK Private Sector Medical	6	0.5	8	0.5	14	0.5
UK Non-Medical	9	0.7	9	0.6	18	0.7
UK Not in paid employment	4	0.3	30	1.9	34	1.2
Abroad Medical	53	4.4	64	4.1	117	4.2
Abroad Non-medical	1	0.1	1	0.1	2	0.1
Abroad Not in paid employment	1	0.1	1	0.1	2	0.1
Unknown	126	10.5	144	9.2	270	9.8
Total	1201	100.0	1560	100.0	2761	100.0

Table 2: Grade – Current Post: responders in NHS and UK Universities

	Male		Female		Total	
	Count	Col %	Count	Col %	Count	Col %
Hospital senior grades	10	1.0	9	0.7	19	0.8
Hospital non-consultant	16	1.6	20	1.5	36	1.6
Hospital training grades	641	65.6	656	50.7	1297	57.1
Hospital other	2	0.2	1	0.1	3	0.1
GP principals	128	13.1	170	13.1	298	13.1
GP other career grades	88	9.0	312	24.1	400	17.6
GP training grades	34	3.5	77	6.0	111	4.9
Community Health senior grades	0	0.0	3	0.2	3	0.1
Community Health training grades	2	0.2	2	0.2	4	0.2
Community Health other	0	0.0	1	0.1	1	0.0
Public Health training grades	2	0.2	10	0.8	12	0.5
Academics senior grades	22	2.3	14	1.1	36	1.6
Academics training grades	0	0.0	1	0.1	1	0.0
Academics others	2	0.2	3	0.2	5	0.2
Other	3	0.3	1	0.1	4	0.2
No reply given	27	2.8	13	1.0	40	1.8
Total	977	100.0	1293	100.0	2270	100.0

Table 3: Mainstream Specialty Group - Current Post

	Male		Female		Total	
	Count	Col %	Count	Col %	Count	Col %
Medical Specialties	190	15.8	225	14.4	415	15.0
Paediatrics	38	3.2	84	5.4	122	4.4
Emergency Medicine	41	3.4	43	2.8	84	3.0
General Surgery	40	3.3	22	1.4	62	2.2
Other Surgical	208	17.3	58	3.7	266	9.6
Obs. & Gynaecology	8	0.7	32	2.1	40	1.4
Anaesthetics	108	9.0	99	6.3	207	7.5
Radiology	34	2.8	43	2.8	77	2.8
Clinical Oncology	17	1.4	33	2.1	50	1.8
Pathology	21	1.7	49	3.1	70	2.5
Psychiatry	65	5.4	65	4.2	130	4.7
General Practice	267	22.2	581	37.2	848	30.7
Community Health	2	0.2	7	0.4	9	0.3
Public Health Medicine	2	0.2	13	0.8	15	0.5
Other Medical	12	1.0	15	1.0	27	1.0
Unknown	148	12.3	191	12.2	339	12.3
Total	1201	100.0	1560	100.0	2761	100.0

Satisfaction with current job

[This was excluded from the short questionnaire: N=2555]

To obtain a measure of job satisfaction five statements were presented for evaluation; on a scale from *strongly agree* to *strongly disagree*. The statements were

I find enjoyment in my current post

I am doing interesting and challenging work

I feel dissatisfied in my current post

Most days I am enthusiastic about my work

I am often bored with my work

Scores of 1 to 5 were assigned to the responses (with scales reversed for the 1st, 2nd and 4th statements) and an overall job satisfaction score calculated. The median job satisfaction score for men and women was 21, indicating a high degree of job satisfaction.

Respondents were asked to rate their enjoyment of their current position on a scale of 1 to 10. The median score for respondents was 8 for both men and women.

Satisfaction with time for family and leisure

[This was excluded from the short questionnaire: N=2555]

Respondents were asked to express, on a scale from 1 to 10, their satisfaction with the amount of time their work left them for family, social and recreational activities. The median score for satisfaction with time for leisure was 7 for both men and women.

Career Plans

Intention to practise medicine in the UK

[This was included in both questionnaires: N=2761]

Respondents were asked a series of questions on their intentions to practise medicine in the UK. Table 4 summarises the responses to these questions with reference to the specific question, and with reference to the overall response to the 2007 survey.

Table 4: Intention to practise medicine in the UK

	<i>Number</i>	<i>% of respondents to question</i>	<i>% of overall response</i>
Responders to survey	2761	100	100
Intention to practise medicine in the UK	2741	100	99.3
Yes, definitely	1275	46.5	46.2
Yes, probably	898	32.8	32.5
Undecided	293	10.7	10.6
No, probably not	161	5.9	5.8
No, definitely not	114	4.2	4.1
Considerations of those not Definitely intent on remaining in UK medicine	1466	100	53.1
Considering medicine abroad	1123	76.6	40.1
Considering leaving medicine, remaining in the UK	242	16.5	8.8
Considering leaving medicine and the UK	16	1.1	0.6
Committed to a long-term career in the NHS	2536	100	91.9
Yes, definitely	836	33.0	30.3
Yes, probably	1002	39.5	36.3
Undecided	376	14.8	13.6
No, probably not	169	6.7	6.1
No, definitely not	153	6.0	5.5

Commitment to a long-term career in the NHS

[This was excluded from the short questionnaire: N=2555]

Respondents were asked about their commitment to a long-term career in the NHS. Table 5 summarises the responses to these questions with reference to the specific question, and with reference to the overall response to the 2007 survey.

Table 5: Commitment to a long-term career in the NHS

	<i>Number</i>	<i>% of respondents to question</i>	<i>% of overall response</i>
Responders to survey	2555	100	100
Committed to a long-term career in the NHS	2531	100	99.1
Yes, definitely	834	33.0	32.6
Yes, probably	1001	39.5	39.2
Undecided	375	14.8	14.7
No, probably not	169	6.7	6.6
No, definitely not	152	6.0	5.9

Training, full or part time work

[This was excluded from the short questionnaire: N=2555]

63.5% of respondents were in a post that is formally recognised as a training post (Table 6): 70% men and 59% women.

Table 6: Training posts

	Male		Female		Total	
	Count	%	Count	%	Count	%
Yes	754	70	830	59	1584	64
No	322	30	587	41	909	36
Total	1076	100	1417	100	2493	100

Of those who replied that they were in a training post, 22.2% planned to undertake part or all of their future training on a less-than-full-time basis (Table 7): 3% men and 39% women.

Table 7: Plans to work in a training post less-than-full-time

	Male		Female		Total	
	Count	Col %	Count	Col %	Count	Col %
Yes	25	3	319	39	344	22
No	684	93	299	37	983	63
Undecided	29	4	196	24	225	14
Total	738	100	814	100	1552	100

40.3% of respondents planned to work in a career post on a less-than-full-time basis (Table 8): 13% men and 61% women.

Table 8: Plans to work in a career post less-than-full-time

	Male		Female		Total	
	Count	Col %	Count	Col %	Count	Col %
Yes	141	13	841	61	982	40
No	769	72	243	18	1012	42
Undecided	152	14	290	21	442	18
Total	1062	100	1374	100	2436	100

26% of respondents said that their choice of career was influenced 'a great deal' by the availability of flexible and less-than-full-time working options in career posts (Table 9: 8% men and 40% women).

Table 9: Influence of availability of flexible and less-than-full-time working options in career posts when choosing a career

	Male		Female		Total	
	Count	Col %	Count	Col %	Count	Col %
Not at all	815	77	386	27	1201	48
A little	169	16	460	32	629	25
A great deal	80	8	570	40	650	26
Total	1064	100	1416	100	2480	100

Final choice of long-term career

[This was included in both questionnaires: N=2761]

Respondents were asked whether they viewed their current specialty/employment type as their final choice of career, 83.2% responded 'definitely' (85.0% of men, 81.7% of women), 15.0% responded 'probably', and 1.9% responded "not really". Table 10 gives details of mainstream 1st choice of long-term career for all respondents and for men and women separately. Respondents were asked to list up to three choices in ranked order of preference, and could indicate "equal preference" between choices. 3.3% of respondents indicated that either their first and second choices or all three choices were "of equal preference".

Table 10: Mainstream Choice

		Gender		
		Male	Female	Total
Hospital Medical Specialties	Count	210	250	460
	Percentage	17.6%	16.1%	16.7%
Paediatrics	Count	36	77	113
	Percentage	3.0%	5.0%	4.1%
Emergency Medicine	Count	44	53	97
	Percentage	3.7%	3.4%	3.5%
Surgical Specialties	Count	276	94	370
	Percentage	23.1%	6.0%	13.5%
Obstetrics & Gynaecology	Count	6	33	39
	Percentage	.5%	2.1%	1.4%
Anaesthetics	Count	120	101	221
	Percentage	10.1%	6.5%	8.0%
Radiology	Count	35	47	82
	Percentage	2.9%	3.0%	3.0%
Clinical Oncology	Count	16	36	52
	Percentage	1.3%	2.3%	1.9%
Pathology	Count	27	62	89
	Percentage	2.3%	4.0%	3.2%
Psychiatry	Count	71	64	135
	Percentage	6.0%	4.1%	4.9%
General Practice	Count	313	683	996
	Percentage	26.2%	44.0%	36.3%
Community Health	Count	1	4	5
	Percentage	.1%	.3%	.2%
Public Health	Count	2	14	16
	Percentage	.2%	.9%	.6%
Other Medical Specialties	Count	19	20	39
	Percentage	1.6%	1.3%	1.4%
Non-Medical	Count	17	13	30
	Percentage	1.4%	.8%	1.1%
Not in paid employment	Count	0	3	3
	Percentage	.0%	.2%	.1%
Total	Count	1193	1554	2747
	Percentage	100.0%	100.0%	100.0%

Factors affecting career choice

[This was excluded from the short questionnaire: N=2555]

Respondents were asked to indicate to what extent each of a list of factors had influenced their career choice; the response on each factor being chosen from “a great deal”, “a little”, or “not at all”. The wording of the factor statements appears in full on page 1 (question 3) of the questionnaire (Appendix 1). Figure 1 represents the results of the survey questions for all respondents; Figure 2 shows the results for men and Figure 3 for women. The largest influence upon career choice was ‘enthusiasm/commitment’ (79.5% of respondents felt that this influenced them ‘a great deal’). The next most influential factors were ‘experience of jobs so far’ (62.9% said ‘a great deal’) and ‘self-appraisal of own skills/aptitudes’ (59.6%). For men the most influential factors were ‘enthusiasm/commitment’ (78.7%), ‘experience of jobs so far’ (64.0%) and ‘self-appraisal of own skills/aptitudes’ (59.7%). For women the most influential factors were ‘enthusiasm/commitment’ (80.0%), ‘Wanting a career with acceptable hours/working conditions’ (65.3%) and ‘experience of jobs so far’ (61.6%).

Figure 1: Factors influencing career choices (all respondents)

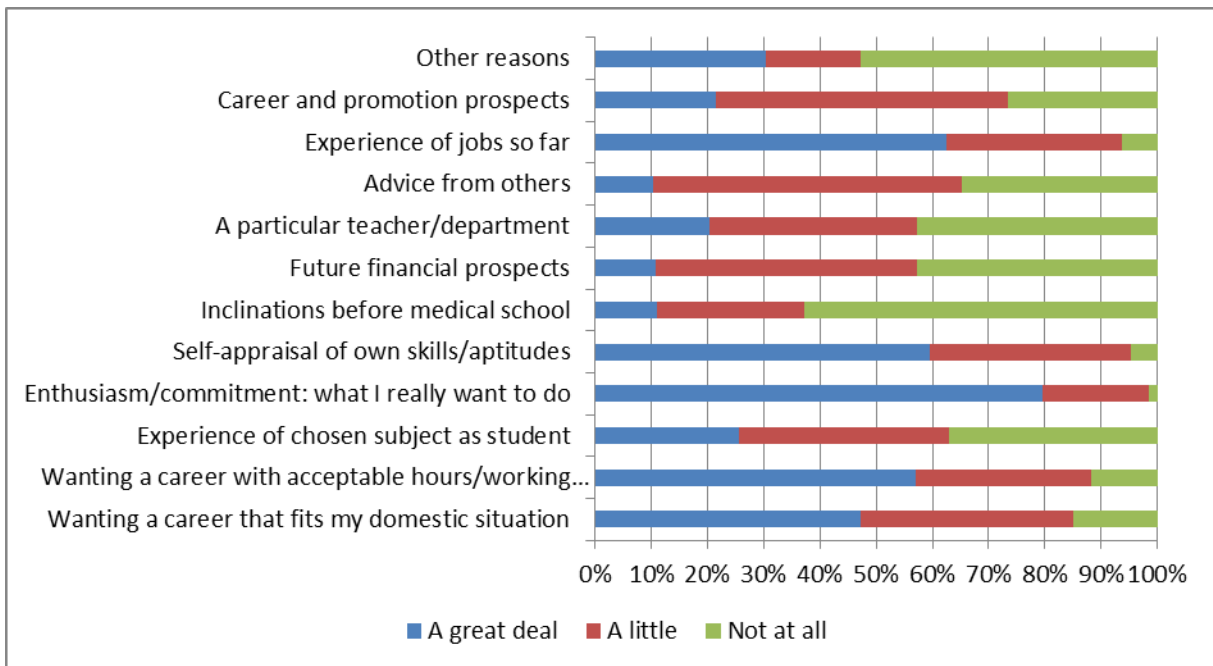


Figure 2: Factors influencing career choices (men)

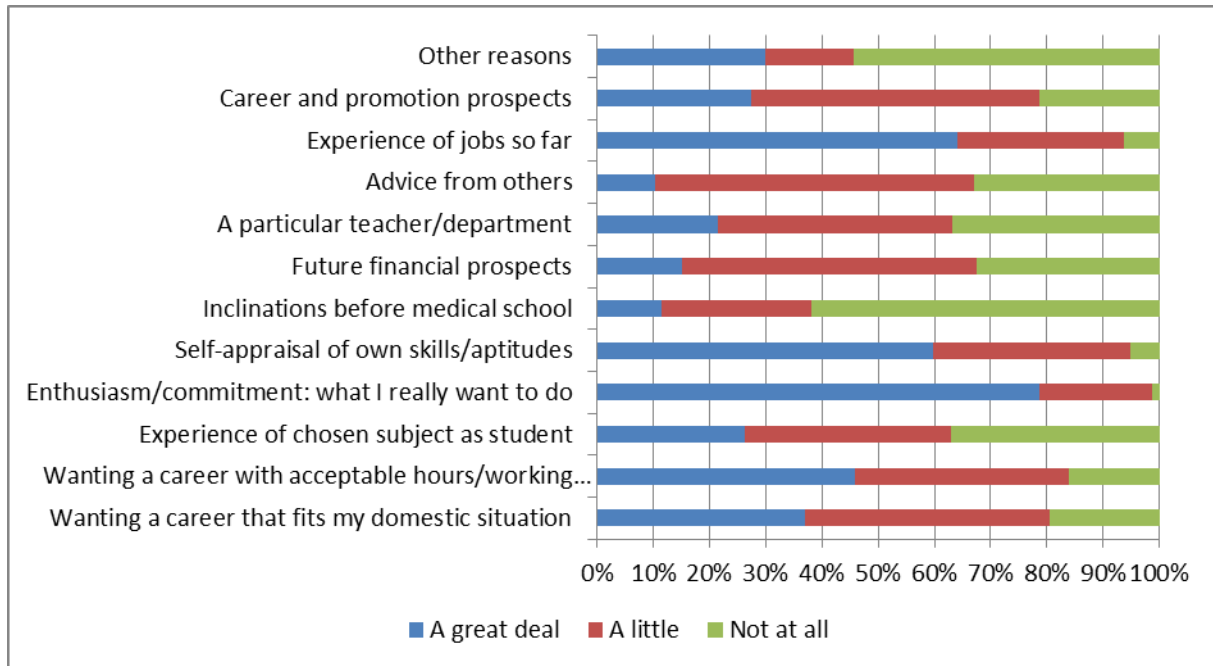
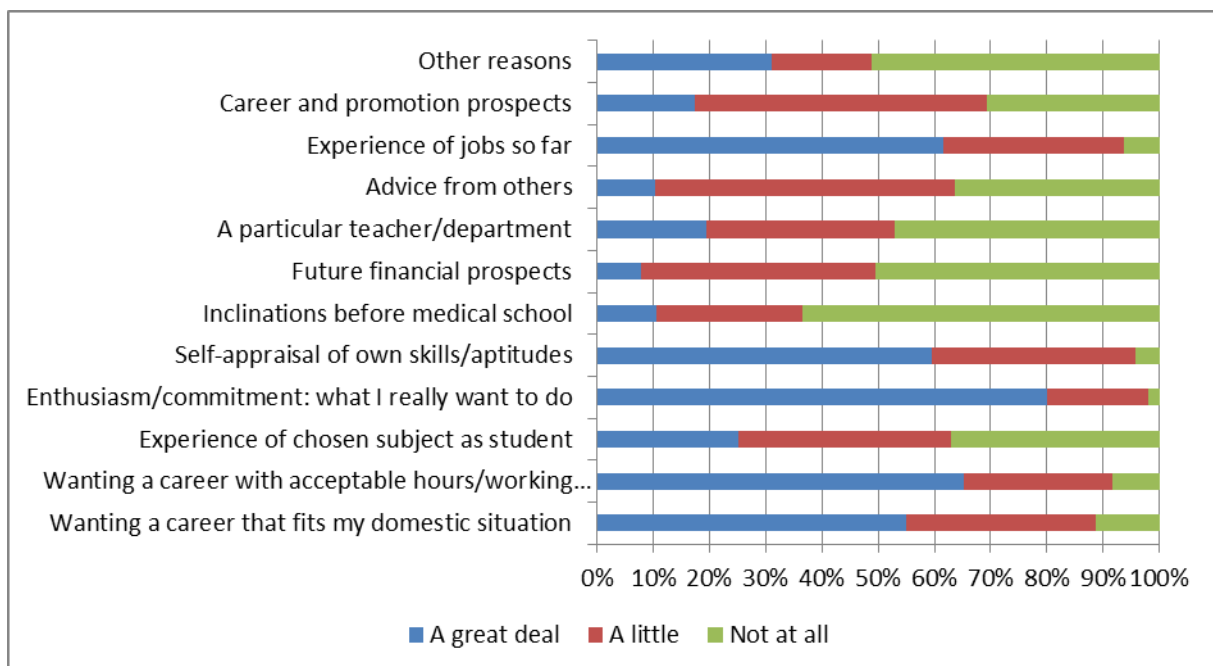


Figure 3: Factors influencing career choices (women)



Respondents were asked if there was any specialty for which, in the past, they had considered applying for postgraduate training, but then decided against it. 1645 respondents (64.4%) provided an answer to this question. Of these, general medicine (9.7%), paediatrics (9.2%), general surgery (8.6%), general practice (6.4%) and emergency medicine (5.4%) were the most frequent. Obstetrics and gynaecology (3.4%), anaesthetics (3.2%), trauma and orthopaedics (3.2%), and psychiatry (3.1%) were the next most often rejected choices, and 14.0% named two or more specialties. Respondents were then asked why they had decided against this early career choice, 764 respondents (46% of those who gave an early career rejected choice) answered this question by ticking one or more of five options (Table 11). 42.1% felt that competition for training posts seemed too fierce.

Table 11: Reasons for rejecting an early career choice

	Responses		Percent of Cases
	N	Percent	
Competition for training posts seemed too fierce	322	28.2%	42.1%
The training is too difficult	151	13.2%	19.8%
The training is too long	228	20.1%	29.8%
No posts available in my chosen region	140	12.3%	18.3%
It would be too difficult to train for this specialty on a less-than-full-time basis	299	26.2%	39.1%
Total	1140	100.0%	149.2%

Note: Number of cases/respondents = 764

Appendix 1: The long questionnaire

UK Medical Careers Research Group, Oxford University

Career Choices and Experiences of Doctors who Qualified in 2000: 2007 Survey

The UK Medical Careers Research Group (UKMCRG) has been surveying doctors and reporting on their career choices and experiences for many years. This questionnaire is being sent to every doctor who graduated in the UK in 2000 and it follows our previous survey in 2005.

The results of our studies and our recommendations - based on your completed questionnaires - are taken into account by, amongst others, the Department of Health, the Royal Colleges and the medical schools. The current issues with MMC have increased the importance of informing these organisations about doctors' career choices and progression.

Your views are important

Please reply to our survey - the highest possible response is essential to enable us to form reliable conclusions and recommendations.

Your response is also important in helping us to ensure that all points of view are represented. This survey provides a unique opportunity for you to make your views known, and to tell us about your career plans at this important stage in your training.

Note: Even if you are no longer in the NHS we are still very interested in your career and your views.

Quick and easy to take part, confidential and professional

Completing the questionnaire should take no longer than 20 – 30 minutes of your time; a reply-paid envelope is provided. UKMCRG is based at Oxford University. The survey is completely confidential and it will not be possible to identify the views of individual respondents either directly or indirectly in the results. Our studies have NHS Ethical Committee approval. The results will be published widely and on our website. Please spare the time to complete the questionnaire. If you have any queries about the questionnaire or the survey, please contact me by phone on Oxford (01865) 289389 or by email to trevor.lambert@dphpc.ox.ac.uk.

Thank you very much for your help.

Trevor Lambert
Study Co-ordinator

Professor Michael Goldacre
Director

Completing the questionnaire

Please answer as fully as you are able. Your replies will be treated in strict confidence. For questions with yes/no or multiple choice responses, please write **X** in the box corresponding to your choice. A few questions have boxes for dates or numbers to be entered: please enter your responses in numerical form. For other questions please write freehand in the box provided for your answer. If a box is too small for the whole of your answer, please continue alongside the relevant box.

Your career choices

1. Have you decided on your choice of specialty (or job, if non-medical) for your long-term career?

(Mark X in one of the three boxes)

Definitely

 Probably

 Not really

2. What is your choice of long-term career?

Please list up to 3 choices in order of preference. Please give your choice of specialty or subspecialty (or job, if non-medical). Be as specific as you wish. Where choices are of equal preference, please mark X in the boxes adjacent to those choices, otherwise leave blank.

		Of equal preference?
1		<input type="checkbox"/>
2		<input type="checkbox"/>
3		<input type="checkbox"/>

3. How much has each of the following factors influenced your career choice?

Please answer for **each factor**, by marking X in one of the three boxes.

	Not at all	A little	A great deal		Not at all	A little	A great deal
Wanting a career that fits my domestic circumstances	<input type="checkbox"/>	<input type="checkbox"/>	<input type="checkbox"/>	Future financial prospects	<input type="checkbox"/>	<input type="checkbox"/>	<input type="checkbox"/>
Wanting a career with acceptable hours/working conditions	<input type="checkbox"/>	<input type="checkbox"/>	<input type="checkbox"/>	A particular teacher/department	<input type="checkbox"/>	<input type="checkbox"/>	<input type="checkbox"/>
Experience of chosen subject as a student	<input type="checkbox"/>	<input type="checkbox"/>	<input type="checkbox"/>	Advice from others	<input type="checkbox"/>	<input type="checkbox"/>	<input type="checkbox"/>
Enthusiasm/commitment: what I really want to do	<input type="checkbox"/>	<input type="checkbox"/>	<input type="checkbox"/>	Experience of jobs so far	<input type="checkbox"/>	<input type="checkbox"/>	<input type="checkbox"/>
Self-appraisal of own skills/aptitudes	<input type="checkbox"/>	<input type="checkbox"/>	<input type="checkbox"/>	Career and promotion prospects	<input type="checkbox"/>	<input type="checkbox"/>	<input type="checkbox"/>
Inclinations before medical school	<input type="checkbox"/>	<input type="checkbox"/>	<input type="checkbox"/>	Other reasons *	<input type="checkbox"/>	<input type="checkbox"/>	<input type="checkbox"/>

** If 'Other reasons' influenced your career choice, please give details of those reasons*

4. Please name any specialty for which, in the past, you considered applying for postgraduate training but then decided against:

Why did you decide against it? (Mark X against any that apply)

competition for training posts seemed too fierce

the training is too long

the training is too difficult

no posts available in my chosen region

it would be too difficult to train for this specialty on a less-than-full-time basis

Other reasons:

Your future career plans

5. Apart from temporary visits abroad, do you intend to practise medicine in the United Kingdom for the foreseeable future? (Mark X in one box)

Yes-definitely

Yes-probably

Undecided

No-probably not

No-definitely not

If you did not answer 'Yes-definitely', are you considering (Mark X in one box)

practising medicine abroad

leaving medicine but remaining in the UK

leaving medicine and leaving the UK

If you are considering one of these options, what is your main reason for planning to do so?

If you intend to practise medicine outside the UK, in which country or continent?

6. Do you feel committed to a long-term career in the NHS? (Mark X)

Yes-definitely Yes-probably Undecided No-probably not No-definitely not

If you did not answer *Yes-definitely*, what changes to the NHS would increase your commitment or (if you have left) encourage you to return?

Your training, and full or part time work

7. Are you in a post that is formally recognised as a training post?

Yes No

7a. If in a training post, do you plan to undertake part or all of your future training on a less-than-full-time basis? (Mark X)

Yes No Undecided

8. Do you plan to work in a career post on a less-than-full-time basis at some point in your career? (Mark X)

Yes No Undecided

9. How much has the availability of flexible and less-than-full-time working options in career posts influenced your choice of career? (Mark X)

Not at all A little A great deal

Your current employment

Please complete this section whether or not you are currently working in medicine. If you are on a rotation at the same grade and in the same specialty, list only the overall rotation rather than every placement.

10. YOUR CURRENT EMPLOYMENT (Mark X in one box):

a) In UK medicine b) In non-UK medicine c) Not in medicine d) Not in employment

➔➔➔ Please complete ONLY the appropriate ONE of the following sections 10(a) to 10(d) ←←←

10(a) If you are in medicine in the UK, please supply the following details about your current post:

i) Starting date (month and year): ii) Specialty:

ii) Grade (Mark X, or name):

Specialist Registrar SHO GP Registrar GP Principal
 Other (e.g. ST grade, FTSTA)

iii) Academic grade (if relevant):

Research fellow Lecturer Senior lecturer
 Other

iv) Employer and type of contract: (Please mark with X all which apply to your current post)

NHS-substantive NHS-honorary UK University-substantive UK University-honorary
 Retainer Scheme UK Private Sector UK Public sector (not NHS/University) HM Forces

v) Location (name of nearest city, or county):

vi) In this post, are you (a) full-time? (b) part-time? (c) a locum?
 If part-time, give number of sessions per week

PLEASE GO TO QUESTION 11 IN THE NEXT SECTION

10(b) If you are in medicine outside the UK, please supply the following details about your current post:

i) Starting date (month and year): ii) Specialty:
 iii) Grade: iv) Location (country):
 v) In this post, are you (a) full-time? (b) part-time?

PLEASE GO TO QUESTION 11 IN THE NEXT SECTION

10(c) If you are working, but not in medicine, please supply the following details about your current post:

i) Starting date (month and year):	<input type="text"/>	ii) Nature of work:	<input type="text"/>
iii) Location (name of nearest city or county, or country if abroad): <input type="text"/>			

PLEASE GO TO QUESTION 11 IN THE NEXT SECTION

10(d) If you are not in paid employment, please supply the following details:

i) Date period of unemployment started (give month and year):	<input type="text"/>
ii) Further information (Mark X):	Career break from medicine <input type="checkbox"/> Domestic responsibilities <input type="checkbox"/> Other <input type="checkbox"/>
iii) Location (name of nearest city or county, or country if abroad): <input type="text"/>	

PLEASE CONTINUE WITH QUESTION 11 BELOW

If different from your current employment, your employment on 30 September 2005

If you were in a different post on 30 September 2005, i.e. approximately 5 years after graduation, please complete this page, to provide equivalent information to that given on the previous page for your current post.

→→→If you were already in your current post on 30 September 2005, please go to Question 12←←←

11. YOUR EMPLOYMENT on 30 September 2005 (Mark X in one box):

a) In UK medicine <input type="checkbox"/>	b) In non-UK medicine <input type="checkbox"/>	c) Not in medicine <input type="checkbox"/>	d) Not in employment <input type="checkbox"/>
--	--	---	---

→→→Please complete ONLY the appropriate ONE of the following sections 11(a) to 11(d)←←←

11(a) If you were in medicine in the UK, please supply the following about your post on September 30 2005 :

i) Starting date (month and year):	<input type="text"/>	ii) Specialty:	<input type="text"/>
ii) Grade (Mark X, or name):			
Specialist Registrar <input type="checkbox"/>	SHO <input type="checkbox"/>	GP Registrar <input type="checkbox"/>	GP Principal <input type="checkbox"/>
Other (e.g. ST grade, FTSTA)		<input type="text"/>	
iii) Academic grade (if relevant):			
Research fellow <input type="checkbox"/>	Lecturer <input type="checkbox"/>	Senior lecturer <input type="checkbox"/>	
Other		<input type="text"/>	

iv) Employer and type of contract: (Please mark with X all which applied to your post then)

NHS-substantive NHS-honorary UK University-substantive UK University-honorary

Retainer Scheme UK Private Sector UK Public sector HM Forces
(not NHS/University)

v) Location (name of nearest city, or county):

vi) In this post, were you

(a) full-time? (b) part-time? (c) a locum?

If part-time, give number of sessions per week

PLEASE GO TO QUESTION 12 IN THE NEXT SECTION

11(b) If you were in medicine outside the UK, please supply the following details about your post on September 30, 2005

i) Starting date (month and year):

ii) Specialty:

iii) Grade:

iv) Location (country):

v) In this post, were you

(a) full-time?

(b) part-time?

PLEASE GO TO QUESTION 12 IN THE NEXT SECTION

11(c) If you were working, but not in medicine, please supply the following details about your post then:

i) Starting date (month and year):

ii) Nature of work:

iii) Location (name of nearest city or county, or country if abroad):

PLEASE GO TO QUESTION 12 IN THE NEXT SECTION

11(d) If you were not in paid employment, please supply the following details:

i) Date period of unemployment started (give month and year):

ii) Further information (Mark X):

Career break from medicine

Domestic responsibilities

Other

iii) Location (name of nearest city or county, or country if abroad):

PLEASE CONTINUE WITH QUESTION 12 IN THE NEXT SECTION

Your view of your current employment

12. Job satisfaction

Please answer with reference to your current post. For each statement, mark **X** in one box.

For all statements **SA**=Strongly agree, **A**=Agree, **N**=Neither agree nor disagree, **D**=disagree, **SD**=Strongly disagree, **N/O**=No opinion.

	SA	A	N	D	SD	N/O
I find enjoyment in my current post	<input type="checkbox"/>	<input type="checkbox"/>	<input type="checkbox"/>	<input type="checkbox"/>	<input type="checkbox"/>	<input type="checkbox"/>
I am doing interesting and challenging work	<input type="checkbox"/>	<input type="checkbox"/>	<input type="checkbox"/>	<input type="checkbox"/>	<input type="checkbox"/>	<input type="checkbox"/>
I feel dissatisfied in my current post	<input type="checkbox"/>	<input type="checkbox"/>	<input type="checkbox"/>	<input type="checkbox"/>	<input type="checkbox"/>	<input type="checkbox"/>
Most days I am enthusiastic about my work	<input type="checkbox"/>	<input type="checkbox"/>	<input type="checkbox"/>	<input type="checkbox"/>	<input type="checkbox"/>	<input type="checkbox"/>
I am often bored with my work	<input type="checkbox"/>	<input type="checkbox"/>	<input type="checkbox"/>	<input type="checkbox"/>	<input type="checkbox"/>	<input type="checkbox"/>

13. Job enjoyment and lifestyle

For the following two questions please place an **X** in the box next to the number which most accurately reflects your opinion.

a) How much are you enjoying your current position?

<input type="checkbox"/>	<input type="checkbox"/>	<input type="checkbox"/>	<input type="checkbox"/>	<input type="checkbox"/>	<input type="checkbox"/>	<input type="checkbox"/>	<input type="checkbox"/>	<input type="checkbox"/>	<input type="checkbox"/>
1	2	3	4	5	6	7	8	9	10

Not enjoying it at all Enjoying it greatly

b) How satisfied are you with the amount of time your work currently leaves you for family, social and recreational activities?

<input type="checkbox"/>	<input type="checkbox"/>	<input type="checkbox"/>	<input type="checkbox"/>	<input type="checkbox"/>	<input type="checkbox"/>	<input type="checkbox"/>	<input type="checkbox"/>	<input type="checkbox"/>	<input type="checkbox"/>
1	2	3	4	5	6	7	8	9	10

Not at all satisfied Extremely satisfied

Your higher qualifications

14. Please list all higher professional or academic qualifications obtained since leaving medical school.

Please give details below (spell out in full rather than initials) and the year passed.

Qualification	Year
<input type="text"/>	<input type="text"/>
<input type="text"/>	<input type="text"/>
<input type="text"/>	<input type="text"/>
<input type="text"/>	<input type="text"/>
<input type="text"/>	<input type="text"/>

Your domestic situation

15. **Marital status** (Mark X)

single

living with spouse / partner

widowed, divorced or separated

16. **How many children under 16 are normally resident in your household?**

If any children, what are their ages in years? (Enter 0 for 0-11 months)

17. **Are there any dependent adults (e.g. disabled, sick or elderly) whose needs could affect your ability to pursue your chosen career?** (Mark X)

Yes

No

Additional comments

Please give us any comments you wish to make, on any aspect of your training or work. Use continuation sheets if necessary. We are particularly interested in any comments you may have on your experiences so far of good and bad features of your training, working conditions and working environment; professional relationships; and administrative and managerial issues. Your individual comments will remain totally confidential to senior researchers in the UK Medical Careers Research Group. Thank you for your help.

Alternatively, please email your comments to trevor.lambert@dphpc.ox.ac.uk or michael.goldacre@dphpc.ox.ac.uk quoting the above reference number.

Thank you for your co-operation.

Please return this questionnaire to: UK Medical Careers Research Group, Department of Public Health, University of Oxford, Old Road Campus, Headington, Oxford OX3 7BR.