

**UK Medical Careers Research Group
Oxford University**

2000 cohort of UK Medical Graduates

**Summary report of surveys conducted
in 2001, 2003 and 2005**

Fay Smith

Report produced September 2017

UK Medical Careers Research Group, Nuffield Department of Population Health, Oxford University, Old Road Campus, Headington, Oxford OX3 7LF

Telephone: 01865 289389 Fax: 01865 289379

Website: www.ndph.ox.ac.uk/research/medical-careers-research-group

Contents

INTRODUCTION.....	3
COHORT SIZE AND RESPONSE TO SURVEY.....	3
DEMOGRAPHICS OF THE RESPONDENTS	4
DOMESTIC SITUATION AT THE TIME OF THE FIFTH SURVEY	4
DEMOGRAPHIC VARIABLES BASED ON THE DOCTORS WHO RESPONDED TO AT LEAST ONE SURVEY	4
<i>Age</i>	4
<i>Nationality</i>	4
<i>Ethnicity</i>	5
<i>Parents medically qualified</i>	5
<i>Qualifications prior to medical school</i>	6
<i>Non-clinical qualifications during medical school</i>	6
<i>Clinical medical school attended</i>	7
SATISFACTION WITH CURRENT JOB	8
SATISFACTION WITH TIME FOR FAMILY AND LEISURE	8
CAREER PLANS	8
FINAL CHOICE OF LONG-TERM CAREER	11
VIEWS AND ATTITUDES	16
Appendix 1: Year 1 questionnaire	
Appendix 2: Year 3 questionnaire	
Appendix 3: Year 5 questionnaire	

INTRODUCTION

This report describes the results of three surveys of the cohort of 4428 doctors who qualified from UK medical schools in 2000.

The first survey was conducted in 2001, the first year after the cohort graduated. Mailing for this survey was completed in March 2001, and late replies were received up to August 2001. The second survey was conducted in 2003, the third year after the cohort graduated. Mailing for this survey was completed in June 2003, and late replies were received up to January 2004. The third survey was conducted in 2005, the fifth year after the cohort graduated. Mailing for this survey was completed in July 2005, and late replies were received up to November 2005.

This report describes the main results from all three surveys, focusing mainly on those questions which were included in all surveys. These areas include their career choices and the milestones in their careers. It also contains some information about their views, attitudes and future intentions. It is not intended as an analytical report and does not seek to relate data from this cohort to that obtained from other cohorts.

We expect this report to be of interest to medical workforce planners, policymakers, researchers and others with an interest in medical careers.

COHORT SIZE AND RESPONSE TO SURVEY

The cohort comprises 4428 doctors (2170 men, 2258 women). Excluding from the denominator those who had declined to participate, those who had died, and those who could not be contacted, the response to the first survey was 68.9% (2978/4323). For men the response rate was 62.0% (1307/2107), and for women 75.4% (1671/2216). The response to the second survey was 70.6% (2967/4202). For men the response rate was 64.6% (1332/2061), and for women 76.4% (1635/2141). The response to the third survey was 65.6% (2703/4120). For men the response rate was 59.3% (1186/1999), and for women 71.5% (1517/2121).

DEMOGRAPHICS OF THE RESPONDENTS

Domestic situation at the time of the fifth survey

At the time of response to the fifth survey, 64.1% were living with a spouse or partner (men 64.0%, women 64.2%); 16.4% had no children under 16 years of age (men 17.6%, women 15.5%); and 3.2% had dependent adults living with them (men 2.6%, women 3.7%).

Demographic variables based on the doctors who responded to at least one survey

3712 doctors (2012 women, 1700 men, 54% women), or 84% of the cohort, replied to at least one of the 3 surveys.

Age

The median age of the respondents as at September 2000 was 24.2 years (men 24.3 years, women 24.1 years).

Nationality

89% of respondents were UK citizens, with 3% having joint UK nationality (Table 1).

Table 1: Nationality

	Male		Female		Total	
	N	%	N	%	N	%
UK	1273	88.0%	1590	89.2%	2863	88.7%
Other	132	9.1%	131	7.4%	263	8.1%
Joint UK/ Other	42	2.9%	61	3.4%	103	3.2%
Total	1447	100.0%	1782	100.0%	3229	100.0%

Ethnicity

27% of respondents provided no detail of their ethnic group. Of those who provided information, non-white students comprised 26%, the largest group being that of Indian respondents, followed by Chinese (Table 2).

Table 2: Ethnic origin

	Male		Female		Total	
	N	%	N	%	N	%
White	1021	70.3%	1369	76.4%	2390	73.7%
Indian	161	11.1%	156	8.7%	317	9.8%
Pakistani	59	4.1%	33	1.8%	92	2.8%
Bangladeshi	6	0.4%	10	0.6%	16	0.5%
Chinese	69	4.8%	65	3.6%	134	4.1%
Asian-other*	55	3.8%	54	3.0%	109	3.4%
Black Caribbean	2	0.1%	5	0.3%	7	0.2%
Black African	7	0.5%	20	1.1%	27	0.8%
Black-other*	9	0.6%	4	0.2%	13	0.4%
Other*	38	2.6%	52	2.9%	90	2.8%
Mixed	25	1.7%	23	1.3%	48	1.5%
Total	1452	100.0%	1791	100.0%	3243	100.0%

Parents medically qualified

5.7% of respondents across the three surveys had parents who were both medically qualified (Table 3). 8% had a father who was the only parent medically qualified.

Table 3: Were parents medically qualified?

	Male		Female		Total	
	N	%	N	%	N	%
Father and mother qualified	20	6.9%	19	4.9%	39	5.7%
Father only qualified	29	10.0%	27	7.0%	56	8.2%
Mother only qualified	11	3.8%	9	2.3%	20	2.9%
Neither qualified	231	79.4%	333	85.8%	564	83.1%
Total	291	100.0%	388	100.0%	679	100.0%

Qualifications prior to medical school

8.4% of respondents across the three surveys had obtained professional qualifications prior to entering medical school. More men than women had obtained a professional qualification (Table 4).

Table 4: Qualifications before medical school

	Male		Female		Total	
	N	%	N	%	N	%
Yes	132	9.5%	133	7.6%	265	8.4%
No	1264	90.5%	1621	92.4%	2885	91.6%
Total	1396	100.0%	1754	100.0%	3150	100.0%

Non-clinical qualifications during medical school

38% of doctors had gained an intercalated degree during their time at medical school. The percentage was slightly higher for men (40%) than for women (36%); Table 5.

Table 5: Non-clinical Qualifications during medical school

	Male		Female		Total	
	N	%	N	%	N	%
Yes - BSc, BA, BMedSci	552	39.5%	634	36.1%	1186	37.7%
Yes - Other	18	1.3%	14	0.8%	32	1.0%
No	826	59.2%	1106	63.1%	1932	61.3%
Total	1396	100.0%	1754	100.0%	3150	100.0%

Clinical medical school attended

Table 6 below provides details of the clinical medical school of doctors who had responded to at least one of the three surveys in this report.

Table 6: Clinical Medical School

	Male		Female		Total	
	N	%	N	%	N	%
Aberdeen	65	3.8%	72	3.6%	137	3.7%
Birmingham	63	3.7%	78	3.9%	141	3.8%
Bristol	44	2.6%	77	3.8%	121	3.3%
Cambridge	66	3.9%	49	2.4%	115	3.1%
Dundee	52	3.1%	70	3.5%	122	3.3%
Edinburgh	79	4.6%	109	5.4%	188	5.1%
Glasgow	78	4.6%	82	4.1%	160	4.3%
Leeds	74	4.4%	89	4.4%	163	4.4%
Liverpool	60	3.5%	71	3.5%	131	3.5%
Manchester	133	7.8%	121	6.0%	254	6.8%
Newcastle	52	3.1%	86	4.3%	138	3.7%
Oxford	46	2.7%	40	2.0%	86	2.3%
Sheffield	76	4.5%	97	4.8%	173	4.7%
Cardiff	60	3.5%	81	4.0%	141	3.8%
Imperial Coll (Charing Cr., Westminster, St Marys)	106	6.2%	126	6.3%	232	6.3%
King's College (Guys, St Thomas, Kings)	147	8.6%	168	8.3%	315	8.5%
Queen Mary and Westfield (St Barts, The London)	79	4.6%	73	3.6%	152	4.1%
St George's	52	3.1%	63	3.1%	115	3.1%
University College (Royal Free, UCH, Middlesex)	149	8.8%	137	6.8%	286	7.7%
Belfast	56	3.3%	82	4.1%	138	3.7%
Nottingham	51	3.0%	92	4.6%	143	3.9%
Southampton	52	3.1%	69	3.4%	121	3.3%
Leicester	54	3.2%	74	3.7%	128	3.4%
London (school unspecified)	6	0.4%	6	0.3%	12	0.3%
Total	1700	100.0%	2012	100.0%	3712	100.0%

SATISFACTION WITH CURRENT JOB

To obtain a measure of job satisfaction the responders were asked to score five statements on a five point scale covering *strongly agree*, *agree*, *neither agree nor disagree*, *disagree* and *strongly disagree*. The statements were

I find enjoyment in my current post

I am doing interesting and challenging work

I feel dissatisfied in my current post

Most days I am enthusiastic about my work

I am often bored with my work

Scores of 1 to 5 were assigned to the responses (with scales for each responder reversed for the 1st, 2nd and 4th statements) and an overall job satisfaction score in the range 5 to 25 was calculated. The questions were asked in the first and third surveys.

The median job satisfaction score was 17 in the first survey, and 20 in the third survey.

SATISFACTION WITH TIME FOR FAMILY AND LEISURE

Respondents were asked to express, on a scale from 1 to 10 (not at all satisfied), (extremely satisfied), their satisfaction with the amount of time their work left them for family, social and recreational activities. The question was asked in the first and third surveys.

The median score for satisfaction with time for leisure was 4 for the first survey, and 7 for the third survey.

CAREER PLANS

Respondents were asked a set of questions regarding their current employment and career plans and intentions. Table 7 summarises the responses to the questions, with percentages calculated with reference to the overall response to each question (and in parentheses, where relevant, the percentage of all respondents). Each survey asked a different set of questions, hence each survey is reported separately. Percentages may not add up to 100% due to rounding.

Table 7: Career Plans

	Number	Percentage of respondents to question	Percentage of respondents to questionnaire
Responders to First survey	2978	100.0	100.0
Intention to practise medicine in the UK for the foreseeable future	2961	100.0%	99.4%
Yes, definitely	1037	35.0%	34.8%
Yes, probably	1196	40.4%	40.2%
Undecided	446	15.1%	15.0%
No, probably not	212	7.2%	7.1%
No, definitely not	70	2.4%	2.4%
Considerations of those not Definitely intent on remaining in UK medicine	1924	100.0%	64.6%
Considering medicine abroad	1674	87.0%	56.2%
Considering leaving medicine, remaining in the UK	309	16.1%	10.4%
Considering leaving medicine and the UK	108	5.6%	3.6%
Intention to undertake future training on a less-than-full-time basis	675	100.0%	22.7%
Yes	95	14.1%	3.2%
No	380	56.3%	12.8%
Undecided	200	29.6%	6.7%
Responders to Second survey	2967	100.0	100.0
Intention to practise medicine in the UK for the foreseeable future	2960	100.0%	99.8%
Yes, definitely	1192	40.3%	40.2%
Yes, probably	1210	40.9%	40.8%
Undecided	325	11.0%	11.0%
No, probably not	183	6.2%	6.2%
No, definitely not	50	1.7%	1.7%
Considerations of those not Definitely intent on remaining in UK medicine	1768	100.0%	59.6%
Considering medicine abroad	1457	82.4%	49.1%
Considering leaving medicine, remaining in the UK	215	12.2%	7.2%
Considering leaving medicine and the UK	80	4.5%	2.7%

Table 7: Career Plans (continued)

Responders to Third survey	2703	100.0	100.0
Intention to practise medicine in the UK for the foreseeable future	2689	100.0%	99.5%
Yes, definitely	1361	50.6%	50.4%
Yes, probably	884	32.9%	32.7%
Undecided	240	8.9%	8.9%
No, probably not	141	5.2%	5.2%
No, definitely not	63	2.3%	2.3%
Considerations of those not Definitely intent on remaining in UK medicine	1328	100.0%	49.1%
Considering medicine abroad	1068	80.4%	39.5%
Considering leaving medicine, remaining in the UK	146	11.0%	5.4%
Considering leaving medicine and the UK	53	4.0%	2.0%
Intention to undertake future training on a less-than-full-time basis	1885	100.0%	69.7%
Yes	495	26.3%	18.3%
No	1036	55.0%	38.3%
Undecided	354	18.8%	13.1%
Intention to work in a career on a less-than-full-time basis	1933	100.0%	71.5%
Yes	804	41.6%	29.7%
No	723	37.4%	26.7%
Undecided	406	21.0%	15.0%
Commitment to a long-term career in the NHS	2465	100.0%	91.2%
Yes, Definitely	986	40.0%	36.5%
Yes, Probably	936	38.0%	34.6%
Undecided	334	13.5%	12.4%
No, Probably Not	147	6.0%	5.4%
No, Definitely Not	62	2.5%	2.3%
Influence of the availability of flexible and less-than-full-time working options on career choice	1929	100.0%	71.4%
A great deal	428	22.2%	15.8%
A little	549	28.5%	20.3%
Not at all	952	49.4%	35.2%

FINAL CHOICE OF LONG-TERM CAREER

The following section summarises the responses to questions regarding career choices. Respondents were first asked whether they had *Definitely*, *Probably* or *Not really* decided on their choice of specialty for their long-term career. They were then asked to list, in order, up to three choices of long-term career specialty in order of preference (with the option to indicate 'tied' choices). Respondents were then asked to rate a series of twelve factors as either having influenced their career choice *A great deal*, *A little*, or *Not at all*. These questions were asked in the first and third surveys, and the questions and attitude statements appear in full in each questionnaire (Appendixes 1-3).

Tables 8-11 and Figures 1 and 2 summarise the responses to these questions. Please note that not all respondents to each survey responded to each question, hence totals may vary from question to question, and deviations from 100% may occur due to rounding. Where first choice of specialty is given, it should be noted that this is the choice indicated in the first box on the survey, and does not take tied choices into account. In the first survey, 14.1% of all respondents indicated a tie between either first and second choices or all three choices. This figure for the second survey had fallen to 6.1%, and for the third survey it was 4.6%.

Table 8: Certainty of specialty choice

	Male		Female		Total	
	Count	%	Count	%	Count	%
Response Year 1						
Definitely	329	25.4%	424	25.7%	753	25.6%
Probably	656	50.7%	748	45.3%	1404	47.7%
Not Really	308	23.8%	479	29.0%	787	26.7%
Total	1293	100.0%	1651	100.0%	2944	100.0%
	Male		Female		Total	
	Count	%	Count	%	Count	%
Response Year 3						
Definitely	604	45.6%	699	43.0%	1303	44.1%
Probably	564	42.6%	663	40.7%	1227	41.6%
Not Really	157	11.8%	265	16.3%	422	14.3%
Total	1325	100.0%	1627	100.0%	2952	100.0%
	Male		Female		Total	
	Count	%	Count	%	Count	%
Response Year 5						
Definitely	812	69.0%	992	65.7%	1804	67.1%
Probably	298	25.3%	447	29.6%	745	27.7%
Not Really	66	5.6%	72	4.8%	138	5.1%
Total	1176	100.0%	1511	100.0%	2687	100.0%

Table 9: First Choice of Specialty (Mainstream) – Year 1

	Male		Female		Total	
	Count	%	Count	%	Count	%
Hospital Medical Specialties	303	23.6%	402	24.5%	705	24.1%
Paediatrics	43	3.3%	122	7.4%	165	5.6%
Emergency medicine	25	1.9%	39	2.4%	64	2.2%
Surgical Specialties	397	30.9%	181	11.0%	578	19.7%
Obstetrics & Gynaecology	12	0.9%	55	3.3%	67	2.3%
Anaesthetics	119	9.3%	109	6.6%	228	7.8%
Radiology	32	2.5%	41	2.5%	73	2.5%
Clinical Oncology	15	1.2%	40	2.4%	55	1.9%
Pathology	16	1.2%	34	2.1%	50	1.7%
Psychiatry	51	4.0%	55	3.3%	106	3.6%
General Practice	225	17.5%	528	32.1%	753	25.7%
Community Health	0	0.0%	2	0.1%	2	0.1%
Public Health	4	0.3%	6	0.4%	10	0.3%
Other Medical Specialties	14	1.1%	18	1.1%	32	1.1%
Non-Medical	29	2.3%	11	0.7%	40	1.4%
Total	1285	100.0%	1643	100.0%	2928	100.0%

Table 10: First Choice of Specialty (Mainstream) – Year 3

	Male		Female		Total	
	Count	%	Count	%	Count	%
Hospital Medical Specialties	235	17.7%	299	18.3%	534	18.0%
Paediatrics	54	4.1%	116	7.1%	170	5.7%
Emergency medicine	60	4.5%	53	3.2%	113	3.8%
Surgical Specialties	380	28.6%	154	9.4%	534	18.0%
Obstetrics & Gynaecology	14	1.1%	42	2.6%	56	1.9%
Anaesthetics	128	9.6%	116	7.1%	244	8.2%
Radiology	41	3.1%	37	2.3%	78	2.6%
Clinical Oncology	20	1.5%	43	2.6%	63	2.1%
Pathology	24	1.8%	61	3.7%	85	2.9%
Psychiatry	70	5.3%	76	4.7%	146	4.9%
General Practice	276	20.8%	596	36.5%	872	29.4%
Community Health	0	0.0%	3	0.2%	3	0.1%
Public Health	6	0.5%	13	0.8%	19	0.6%
Other Medical Specialties	12	0.9%	11	0.7%	23	0.8%
Non-Medical	10	0.8%	12	0.7%	22	0.7%
Not in paid employment	0	0.0%	1	0.1%	1	0.0%
Total	1330	100.0%	1633	100.0%	2963	100.0%

Table 11: First Choice of Specialty (Mainstream) – Year 5

	Male		Female		Total	
	Count	%	Count	%	Count	%
Hospital Medical Specialties	203	17.3%	252	16.7%	455	17.0%
Paediatrics	44	3.7%	88	5.8%	132	4.9%
Emergency medicine	35	3.0%	45	3.0%	80	3.0%
Surgical Specialties	290	24.7%	111	7.4%	401	14.9%
Obstetrics & Gynaecology	11	0.9%	31	2.1%	42	1.6%
Anaesthetics	135	11.5%	105	7.0%	240	8.9%
Radiology	32	2.7%	42	2.8%	74	2.8%
Clinical Oncology	19	1.6%	43	2.9%	62	2.3%
Pathology	23	2.0%	63	4.2%	86	3.2%
Psychiatry	66	5.6%	73	4.8%	139	5.2%
General Practice	288	24.5%	609	40.4%	897	33.4%
Community Health	2	0.2%	4	0.3%	6	0.2%
Public Health	3	0.3%	13	0.9%	16	0.6%
Other Medical Specialties	16	1.4%	13	0.9%	29	1.1%
Non-Medical	8	0.7%	14	0.9%	22	0.8%
Not in paid employment	0	0.0%	2	0.1%	2	0.1%
Total	1175	100.0%	1508	100.0%	2683	100.0%

Figure 1: Factors contributing to specialty choice – Year 1

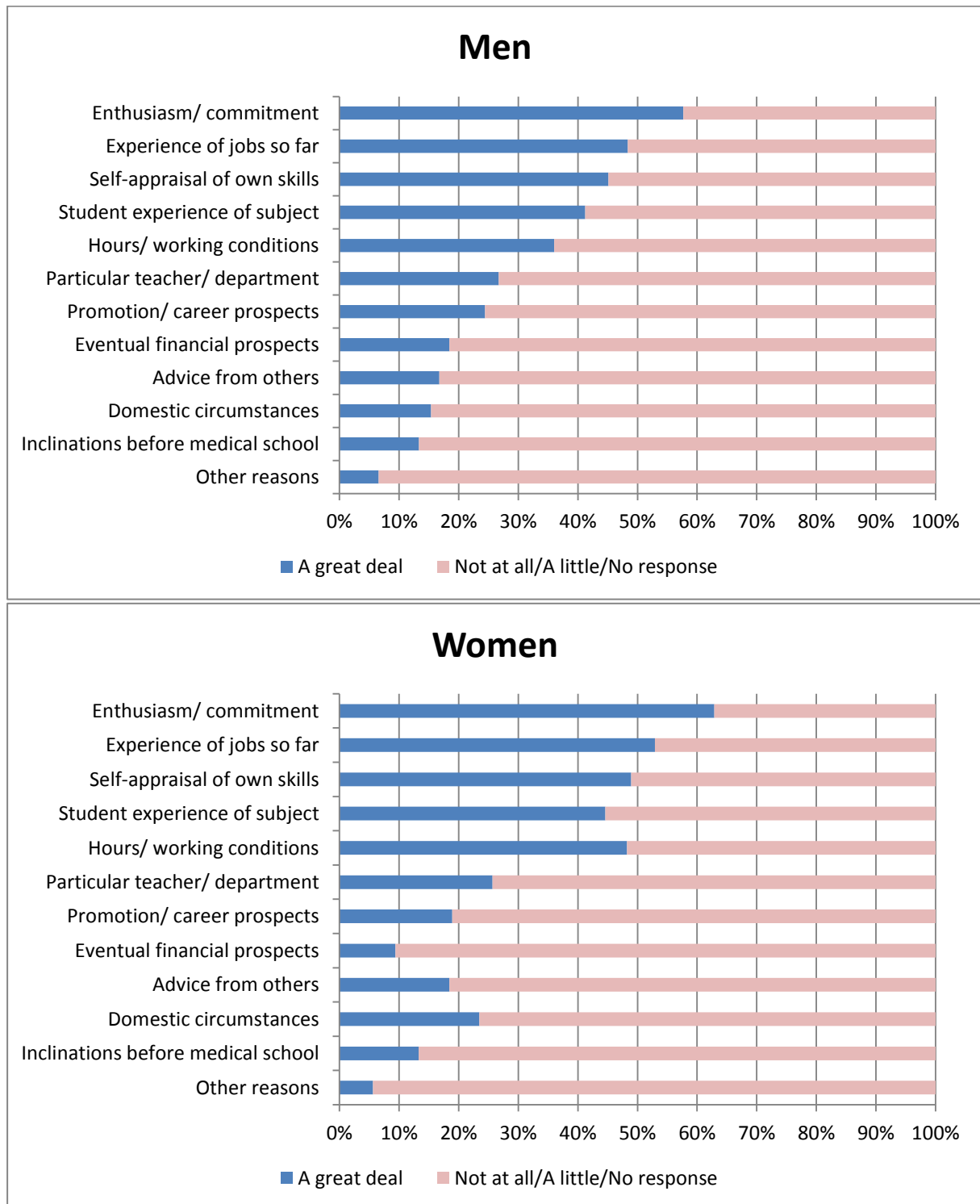
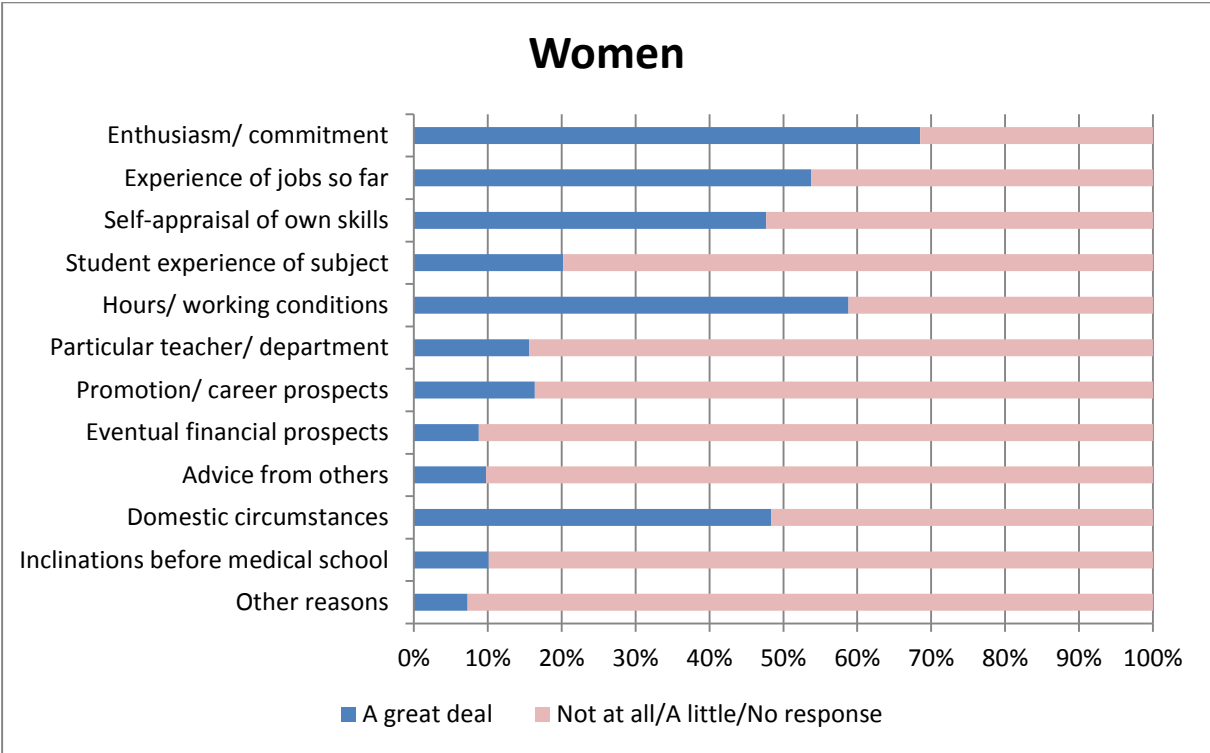
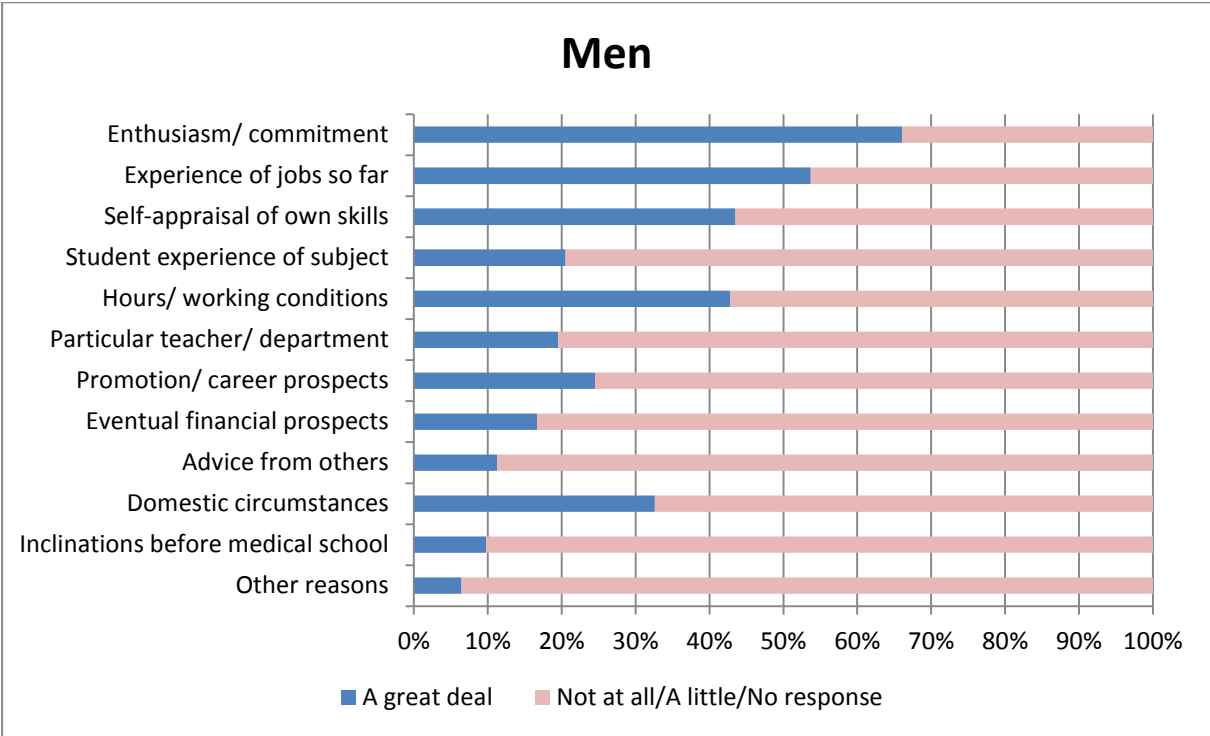


Figure 2: Factors contributing to specialty choice – Year 5



IEWS AND ATTITUDES

Figures 3 and 4 summarise responses to two attitude statements in the year 1 and year 5 surveys. Responses were received on a 5-point scale from *strongly agree* to *strongly disagree*. For ease of presentation, responses for *strongly agree* and *agree*, and *strongly disagree* and *disagree*, have been combined as *agree* and *disagree* respectively. For a full list of attitude statements in this section for both surveys, see page 5 of the first survey (Appendix 1) and page 4 of the third survey (Appendix 3).

Figure 3: Views and attitudes - Men

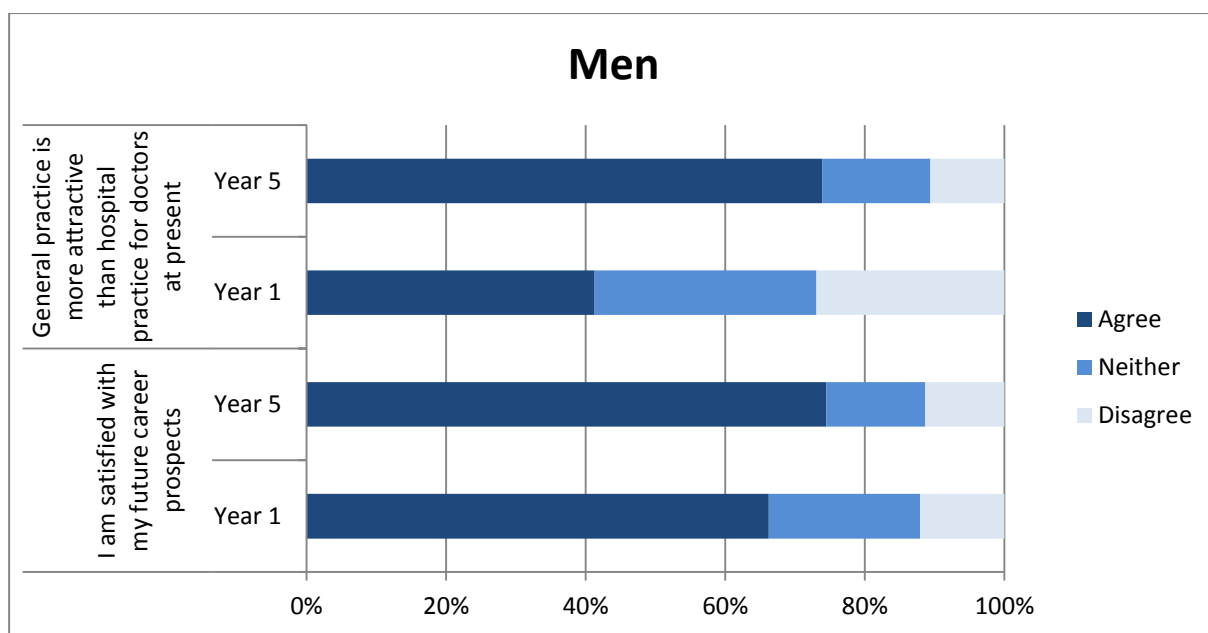
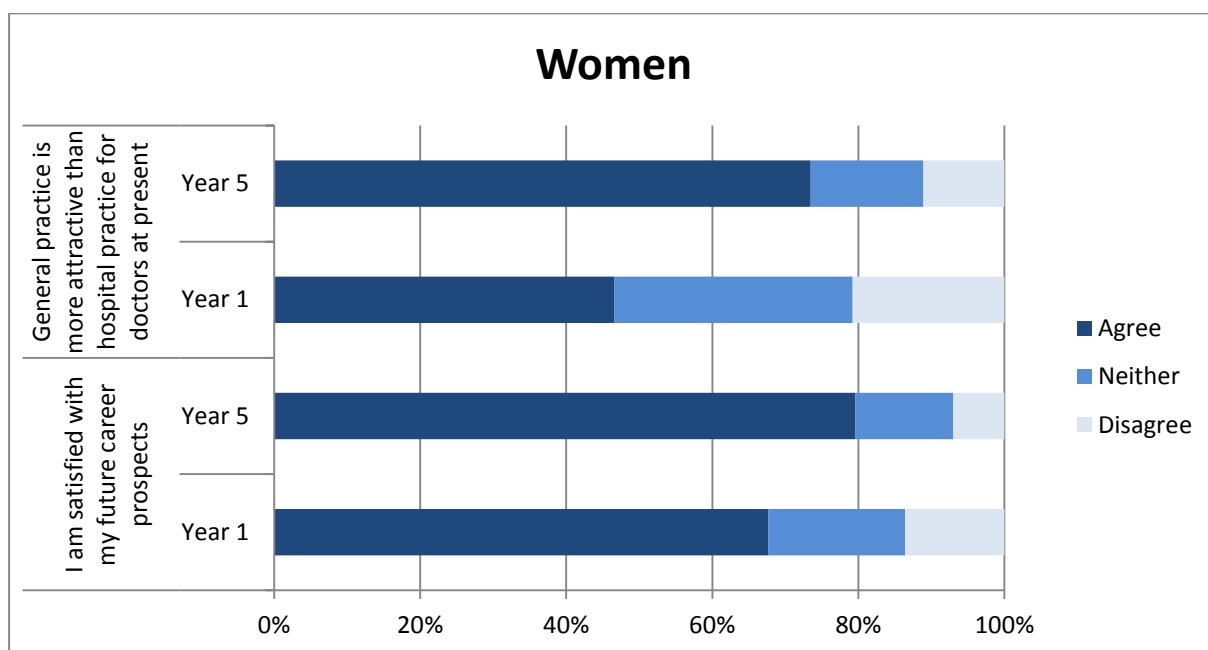


Figure 4: Views and attitudes - Women



APPENDICES 1-3: The Questionnaires

«ouref»

**UK Medical Careers Research Group
University of Oxford**

**Career Preferences and Experiences of Doctors Qualifying in 2000
First Enquiry, 2001**

YOUR CONTACT DETAILS

We will use this information to match your replies to future surveys in the study.
This sheet is stored separately from the rest of the questionnaire.

Please write in capitals

Surname used professionally

Forename(s)

Maiden/married/former surname (if any)

(Changes of surname are particularly important for future follow-up questionnaires)

Contact address

Postcode

e-mail address

D D M M Y Y

Date of completion of questionnaire

«ourref»

This page has been left blank intentionally

«ouref»

UK Medical Careers Research Group

Career Preferences and Experiences of Doctors Qualifying in 2000 First Enquiry, 2001

Please answer as fully as you are able. Your replies will be treated as strictly confidential. For questions with yes/no responses, please write **X** in the box corresponding to your choice. For other questions please write in **CAPITALS** in the box. If a box is too small for the whole of your answer, continue alongside the relevant box.

A. MEDICAL SCHOOL

1. Your *pre-clinical* medical school

2. Your *clinical* medical school

3. Your age when you started as a pre-clinical medical student yrs

4. Where did you live at the time of your application for medical school?
*If in the UK, give the county (if known), otherwise the name of the nearest town or city.
 If outside the UK, give the country.*

How many years had you lived there (or near there)? yrs

5. Were you an overseas-based student (as defined by level of fees paid) during your time at medical school in the UK? (Mark X) Yes No

B. PROFESSIONAL QUALIFICATIONS

1. Did you obtain any professional or other 'post-school' qualifications before entering medical school? (Mark X) Yes * No

* Please give details

2. Did you obtain any non-clinical qualifications (for example, an intercalated degree) during medical school? (Mark X, exclude primary medical qualifications, e.g. MB, ChB)
 Yes-BSc, BA, BMedSci Yes-Other* No

* Please give details

«ouref»

C. CAREER CHOICE AND YOUR FUTURE CAREER

1. Have you made up your mind about your choice of long-term career? (Mark X)

Definitely Probably Not really

2. What is your choice of long-term career? List up to 3 choices in order of preference.
Be as specific or as general as you wish. Where choices are of equal preference, please mark the boxes adjacent to those choices with an X, otherwise leave the adjacent boxes blank.

		<i>Of equal preference</i>
1		<input type="checkbox"/>
2		<input type="checkbox"/>
3		<input type="checkbox"/>

3. How much has each of the following factors influenced your career choice?

Please answer for each factor, by marking X in one of the three boxes.

	Not at all	A little	A great deal		Not at all	A little	A great deal
Domestic circumstances	<input type="checkbox"/>	<input type="checkbox"/>	<input type="checkbox"/>	Experience of chosen subject as a student	<input type="checkbox"/>	<input type="checkbox"/>	<input type="checkbox"/>
Hours/working conditions	<input type="checkbox"/>	<input type="checkbox"/>	<input type="checkbox"/>	A particular teacher/department	<input type="checkbox"/>	<input type="checkbox"/>	<input type="checkbox"/>
Future financial prospects	<input type="checkbox"/>	<input type="checkbox"/>	<input type="checkbox"/>	Inclinations before med. school	<input type="checkbox"/>	<input type="checkbox"/>	<input type="checkbox"/>
Career and promotion prospects	<input type="checkbox"/>	<input type="checkbox"/>	<input type="checkbox"/>	Experience of jobs so far	<input type="checkbox"/>	<input type="checkbox"/>	<input type="checkbox"/>
Self-appraisal of own skills/aptitudes	<input type="checkbox"/>	<input type="checkbox"/>	<input type="checkbox"/>	Enthusiasm/commitment: what I really want to do	<input type="checkbox"/>	<input type="checkbox"/>	<input type="checkbox"/>
Advice from others	<input type="checkbox"/>	<input type="checkbox"/>	<input type="checkbox"/>	Other reasons *	<input type="checkbox"/>	<input type="checkbox"/>	<input type="checkbox"/>

** Please specify*

4. Apart from temporary visits abroad, do you intend to practise medicine in the United Kingdom for the foreseeable future? (Mark X)

Yes-definitely
 Yes-probably
 Undecided
 No-probably not
 No-definitely not

If you did not answer 'Yes-definitely', are you

Considering practising medicine abroad
 Considering leaving medicine but remaining in the United Kingdom
 Considering leaving medicine **and** leaving the United Kingdom

If you are considering one of these options, what is your main reason for planning to do so?

If you intend to practise medicine outside the UK, in which country or continent?

«ouref»

5. Is there a choice of long-term career which you have seriously considered but have now decided not to pursue? (Mark X) Yes No

If Yes, what was that choice?

What are your most important reasons for rejecting that choice?

6. Do you plan to undertake part or all of your future training on a part-time basis? (Mark X) Yes No Undecided

The next two questions consist of a number of attitude statements on a theme. Please consider each statement and mark with X the response which most accurately reflects your own opinion.

For all statements SA=Strongly agree, A=Agree, N=Neither agree nor disagree, D=disagree, SD=Strongly disagree, N/O=No opinion.

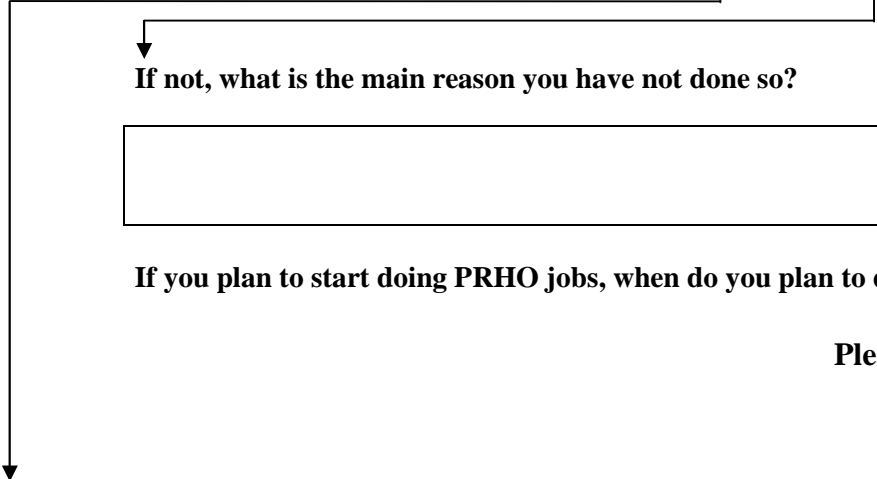
7. Your future career	SA	A	N	D	SD	N/O
I am satisfied with my future career prospects.	<input type="checkbox"/>	<input type="checkbox"/>	<input type="checkbox"/>	<input type="checkbox"/>	<input type="checkbox"/>	<input type="checkbox"/>
It is important to be given career advice at this stage of my training.	<input type="checkbox"/>	<input type="checkbox"/>	<input type="checkbox"/>	<input type="checkbox"/>	<input type="checkbox"/>	<input type="checkbox"/>
I have been able to obtain useful career advice since graduation.	<input type="checkbox"/>	<input type="checkbox"/>	<input type="checkbox"/>	<input type="checkbox"/>	<input type="checkbox"/>	<input type="checkbox"/>
My experience at medical school prepared me well for the jobs I have undertaken so far.	<input type="checkbox"/>	<input type="checkbox"/>	<input type="checkbox"/>	<input type="checkbox"/>	<input type="checkbox"/>	<input type="checkbox"/>
My experience at medical school beneficially influenced my choice of long-term career.	<input type="checkbox"/>	<input type="checkbox"/>	<input type="checkbox"/>	<input type="checkbox"/>	<input type="checkbox"/>	<input type="checkbox"/>
Experience of hospital work since graduation has increased the likelihood that I will pursue a hospital career.	<input type="checkbox"/>	<input type="checkbox"/>	<input type="checkbox"/>	<input type="checkbox"/>	<input type="checkbox"/>	<input type="checkbox"/>
My exposure to general practice has been insufficient for me to assess it as a career option.	<input type="checkbox"/>	<input type="checkbox"/>	<input type="checkbox"/>	<input type="checkbox"/>	<input type="checkbox"/>	<input type="checkbox"/>
General practice is more attractive than hospital practice for doctors at present.	<input type="checkbox"/>	<input type="checkbox"/>	<input type="checkbox"/>	<input type="checkbox"/>	<input type="checkbox"/>	<input type="checkbox"/>

8. Equal opportunities	SA	A	N	D	SD	N/O
The NHS is a good equal opportunities employer for ...						
women doctors	<input type="checkbox"/>	<input type="checkbox"/>	<input type="checkbox"/>	<input type="checkbox"/>	<input type="checkbox"/>	<input type="checkbox"/>
doctors from ethnic minorities	<input type="checkbox"/>	<input type="checkbox"/>	<input type="checkbox"/>	<input type="checkbox"/>	<input type="checkbox"/>	<input type="checkbox"/>
doctors with disabilities	<input type="checkbox"/>	<input type="checkbox"/>	<input type="checkbox"/>	<input type="checkbox"/>	<input type="checkbox"/>	<input type="checkbox"/>
gay and lesbian doctors	<input type="checkbox"/>	<input type="checkbox"/>	<input type="checkbox"/>	<input type="checkbox"/>	<input type="checkbox"/>	<input type="checkbox"/>
doctors with family responsibilities	<input type="checkbox"/>	<input type="checkbox"/>	<input type="checkbox"/>	<input type="checkbox"/>	<input type="checkbox"/>	<input type="checkbox"/>

«ouref»

D. PRHO (Pre-Registration House Officer) JOBS

1. Have you worked as a PRHO? (Mark X) Yes No



If not, what is the main reason you have not done so?

If you plan to start doing PRHO jobs, when do you plan to do so?

M M Y Y

Please go to Section E on Page 9.

2. When did you start your first PRHO job?

M M Y Y

3. Have you worked part-time as a PRHO? (Mark X)

Yes No

If No, was an opportunity available to you to work part-time as a PRHO? (Mark X)

Yes No Don't know

If No or Don't know,

Would you have been likely to take up such an opportunity, had it been available? (Mark X) Yes No

The next four questions ask you to describe your current PRHO post.

4. Your current PRHO post

Specialty (Mark X) Surgery Medicine Other*

* please name specialty

Location

Give the county (if known), otherwise the name of the nearest town or city

Duration months Formally assessed?

Mark X if aspects of your work in this post are formally assessed.

5. Your previous PRHO post (the post preceding the one described in question 4.)

Specialty (Mark X) Surgery Medicine Other*

* please name specialty

Location

Duration months Formally assessed?

«ouref»

6. Other completed PRHO posts (if any)

Specialty (Mark X) Surgery Medicine Other*
 * please name specialty

Location

Duration months **Formally assessed?**

Specialty (Mark X) Surgery Medicine Other*
 * please name specialty

Location

Duration months **Formally assessed?**

7. Planned PRHO post(s)

Please describe briefly any planned PRHO posts you have not yet undertaken.

8. Job satisfaction *This section provides a simple measure of job satisfaction which we can use to compare doctors with other professional groups. Please answer with reference to your current PRHO post. For each statement, mark X in one box.*

	Strongly agree	Agree	Neither agree nor disagree	Disagree	Strongly disagree
I find enjoyment in my current post.	<input type="checkbox"/>	<input type="checkbox"/>	<input type="checkbox"/>	<input type="checkbox"/>	<input type="checkbox"/>
I am doing interesting and challenging work.	<input type="checkbox"/>	<input type="checkbox"/>	<input type="checkbox"/>	<input type="checkbox"/>	<input type="checkbox"/>
I feel dissatisfied in my current post.	<input type="checkbox"/>	<input type="checkbox"/>	<input type="checkbox"/>	<input type="checkbox"/>	<input type="checkbox"/>
Most days I am enthusiastic about my work.	<input type="checkbox"/>	<input type="checkbox"/>	<input type="checkbox"/>	<input type="checkbox"/>	<input type="checkbox"/>
I am often bored with my work.	<input type="checkbox"/>	<input type="checkbox"/>	<input type="checkbox"/>	<input type="checkbox"/>	<input type="checkbox"/>

9. Job enjoyment and lifestyle *For the following two questions we would like you to respond by placing an X in the box next to the number which you think most accurately reflects your opinion about the PRHO year as a whole.*

a) **How much have you enjoyed the PRHO year overall?**

<input type="checkbox"/>	<input type="checkbox"/>	<input type="checkbox"/>	<input type="checkbox"/>	<input type="checkbox"/>	<input type="checkbox"/>	<input type="checkbox"/>	<input type="checkbox"/>	<input type="checkbox"/>	<input type="checkbox"/>
1	2	3	4	5	6	7	8	9	10

Not enjoyed it at all Enjoyed it greatly

b) **How satisfied are you with the amount of time the PRHO year has left you for family, social and recreational activities?**

<input type="checkbox"/>	<input type="checkbox"/>	<input type="checkbox"/>	<input type="checkbox"/>	<input type="checkbox"/>	<input type="checkbox"/>	<input type="checkbox"/>	<input type="checkbox"/>	<input type="checkbox"/>	<input type="checkbox"/>
1	2	3	4	5	6	7	8	9	10

Not at all satisfied Extremely satisfied

«ouref»

Below we ask for details of your experiences in your current PRHO post and in the PRHO post which immediately preceded it, that is, the posts described in Questions 4 and 5 on Page 6.

Please consider each statement and mark (with **X** in the box) the response which most accurately reflects your own opinion. Although it may be difficult to make a choice, please answer every statement.

For all statements A=Agree, N=Neither agree nor disagree, D=disagree.

10. Working conditions and support

In this PRHO post...	Current or last PRHO post			Preceding PRHO post		
	A	N	D	A	N	D
I worked longer hours than I think I should	<input type="checkbox"/>	<input type="checkbox"/>	<input type="checkbox"/>	<input type="checkbox"/>	<input type="checkbox"/>	<input type="checkbox"/>
Arrangements for my annual leave were satisfactory	<input type="checkbox"/>	<input type="checkbox"/>	<input type="checkbox"/>	<input type="checkbox"/>	<input type="checkbox"/>	<input type="checkbox"/>
Arrangements for cover for absent doctors were satisfactory	<input type="checkbox"/>	<input type="checkbox"/>	<input type="checkbox"/>	<input type="checkbox"/>	<input type="checkbox"/>	<input type="checkbox"/>
I received good support from senior doctors	<input type="checkbox"/>	<input type="checkbox"/>	<input type="checkbox"/>	<input type="checkbox"/>	<input type="checkbox"/>	<input type="checkbox"/>
I received good support from nursing staff	<input type="checkbox"/>	<input type="checkbox"/>	<input type="checkbox"/>	<input type="checkbox"/>	<input type="checkbox"/>	<input type="checkbox"/>
I received good support from hospital / practice management	<input type="checkbox"/>	<input type="checkbox"/>	<input type="checkbox"/>	<input type="checkbox"/>	<input type="checkbox"/>	<input type="checkbox"/>
Working conditions (e.g. food, accommodation) were satisfactory	<input type="checkbox"/>	<input type="checkbox"/>	<input type="checkbox"/>	<input type="checkbox"/>	<input type="checkbox"/>	<input type="checkbox"/>
I was under too much pressure	<input type="checkbox"/>	<input type="checkbox"/>	<input type="checkbox"/>	<input type="checkbox"/>	<input type="checkbox"/>	<input type="checkbox"/>
I was sometimes unable to obtain a senior doctor's help when needed	<input type="checkbox"/>	<input type="checkbox"/>	<input type="checkbox"/>	<input type="checkbox"/>	<input type="checkbox"/>	<input type="checkbox"/>
The NHS remunerated me fairly for my basic hours of work	<input type="checkbox"/>	<input type="checkbox"/>	<input type="checkbox"/>	<input type="checkbox"/>	<input type="checkbox"/>	<input type="checkbox"/>
The NHS remunerated me fairly for additional hours (ADHs) worked	<input type="checkbox"/>	<input type="checkbox"/>	<input type="checkbox"/>	<input type="checkbox"/>	<input type="checkbox"/>	<input type="checkbox"/>

11. Training and duties

In this PRHO post...	Current or last PRHO post			Preceding PRHO post		
	A	N	D	A	N	D
Induction and handover arrangements were good	<input type="checkbox"/>	<input type="checkbox"/>	<input type="checkbox"/>	<input type="checkbox"/>	<input type="checkbox"/>	<input type="checkbox"/>
Training was of a high standard	<input type="checkbox"/>	<input type="checkbox"/>	<input type="checkbox"/>	<input type="checkbox"/>	<input type="checkbox"/>	<input type="checkbox"/>
I gained experience of a wide range of clinical procedures	<input type="checkbox"/>	<input type="checkbox"/>	<input type="checkbox"/>	<input type="checkbox"/>	<input type="checkbox"/>	<input type="checkbox"/>
I had to perform clinical tasks for which I felt inadequately trained	<input type="checkbox"/>	<input type="checkbox"/>	<input type="checkbox"/>	<input type="checkbox"/>	<input type="checkbox"/>	<input type="checkbox"/>
I was expected to perform too much routine non-medical work	<input type="checkbox"/>	<input type="checkbox"/>	<input type="checkbox"/>	<input type="checkbox"/>	<input type="checkbox"/>	<input type="checkbox"/>
The educational opportunities were good	<input type="checkbox"/>	<input type="checkbox"/>	<input type="checkbox"/>	<input type="checkbox"/>	<input type="checkbox"/>	<input type="checkbox"/>
There was good supervision of my work	<input type="checkbox"/>	<input type="checkbox"/>	<input type="checkbox"/>	<input type="checkbox"/>	<input type="checkbox"/>	<input type="checkbox"/>
I received regular constructive feedback on my performance	<input type="checkbox"/>	<input type="checkbox"/>	<input type="checkbox"/>	<input type="checkbox"/>	<input type="checkbox"/>	<input type="checkbox"/>

«ouref»

E. BACKGROUND INFORMATION

1. Sex (Mark X) Male Female

2. Date of birth D D M M Y Y

3. Are you (Mark X) single
 living with a spouse or a partner
 widowed / separated/divorced

4. How many children are normally resident in your household?

If there are children, what are their ages in years?
 (Enter 0 for 0-11 months)

5. Are there any dependent adults (e.g. disabled, sick or elderly) whose needs could affect your ability to pursue your chosen career? (Mark X) Yes No

6. What is your nationality? (Mark X) UK Other* Joint UK/Other*

* Please specify

7. Which of the following best describes your ethnic origin? (Mark X)

- | | |
|---------------------------------------|--|
| White <input type="checkbox"/> | Black: <input type="checkbox"/> |
| Asian: <input type="checkbox"/> | Black Caribbean <input type="checkbox"/> |
| Indian <input type="checkbox"/> | Black African <input type="checkbox"/> |
| Pakistani <input type="checkbox"/> | Black-other* <input type="checkbox"/> |
| Bangladeshi <input type="checkbox"/> | |
| Chinese <input type="checkbox"/> | Mixed* <input type="checkbox"/> |
| Asian-other* <input type="checkbox"/> | Other* <input type="checkbox"/> |

* Please specify

8. Are or were your parents medically qualified? (Mark X) Mother Yes No
 Father Yes No

9. At the time you entered medical school, what was your father's job? If your father was not living with you, please give details of the job of the person e.g. your mother, who was the chief breadwinner for your family at that time.

10. Was your father (or the chief breadwinner referred to above)... (Mark X) An employer
 Self-employed (without employees)
 An employee
 Can't remember / don't know

F. ADDITIONAL COMMENTS

Please give us any comments you wish to make, on any aspect of your training or work, on this form (and continuation sheets if necessary). This form should be returned in the same envelope as the questionnaire. As with the questionnaire, your individual comments will remain totally confidential to senior researchers in the UK Medical Careers Research Group.

We are especially interested in hearing from you if you have views on any of the following, as factors which may influence your career progression or career choices:

- | | |
|--|--|
| 1. working hours | 7. leaving or considering leaving medicine |
| 2. quality of training | 8. leaving or considering leaving the NHS |
| 3. availability of part-time and/or flexible working | 9. leaving or considering leaving the United Kingdom |
| 4. working or considering working on a job share basis | 10. choosing to work in a particular country |
| 5. other aspects of working conditions | 11. taking or considering taking a career break |
| 6. unemployment | |

We are also interested in any comments you may have on your experiences so far of good and bad features of your training, working conditions and working environment; professional relationships ; and administrative and managerial issues. Thank you for your help.

Please use continuation sheets if necessary. Alternatively, feel free to email your comments to trevor.lambert@dphpc.ox.ac.uk or michael.goldacre@dphpc.ox.ac.uk quoting the above reference number.

Thank you for your co-operation.

Please return this questionnaire to: UK Medical Careers Research Group, Unit of Health-Care
Epidemiology, Institute of Health Sciences, Old Road, Oxford OX3 7BR.

UK Medical Careers Research Group, University of Oxford

2003 Survey of the Career Choices and Experiences of Doctors Qualifying in 2000

Please write as clearly as possible in the boxes.
 Please put a cross in the box that gives your answer :
 If you make a mistake, shade out the box and mark the correct one.

Your career choices

1. Have you made up your mind about your choice of long-term career? (Mark X in one box)

Definitely Probably Not really

2. What is your choice of long-term career?

Please list up to 3 choices in order of preference. Please give your choice of specialty or subspecialty. Be as specific or as general as you wish. Where choices are of equal preference, please mark X in the boxes adjacent to those choices, otherwise leave blank.

		<i>Of equal preference?</i>
1		<input type="checkbox"/>
2		<input type="checkbox"/>
3		<input type="checkbox"/>

Your career plans

3. Apart from temporary visits abroad, do you intend to practise medicine in the United Kingdom for the foreseeable future? (Mark X in one box)

Yes-definitely Yes-probably Undecided No-probably not No-definitely not

If you did not answer 'Yes-definitely', are you considering
(Mark X in one box)

practising medicine abroad leaving medicine but remaining in the UK leaving medicine and leaving the UK

If you did not answer 'Yes-definitely', what changes to medicine in the UK would increase your commitment to it?

Your view of medical school

4. Please indicate your level of agreement with the following statement (Mark X in one box):

My experience at medical school prepared me well for the jobs I have undertaken so far.

strongly agree agree neither agree nor disagree disagree strongly disagree

If you did not answer 'strongly agree' or 'agree' to the above statement:

(a) Please indicate any areas from the list below for which you did not feel well prepared:

Clinical knowledge Clinical procedures Administrative tasks
Interpersonal skills Physical/emotional/mental demands

(b) Was lack of preparation a serious, medium-sized or minor problem for you? (Mark X in one box)

Serious Medium Minor

Your current post

5. Please give details of your current post.

Do you hold an NHS contract? (substantive or honorary) Yes No

Specialty (give type of work if non-medical)

Grade (medical posts only)

Location (county if in the UK, country if abroad)

Additional Comments

Please give us, if you wish, **comments on any aspect** of your training, career choices or work. Use continuation sheets if you wish. We summarise the views of respondents and report on them to policy-makers and in publications, in ways intended to ensure that individuals cannot be identified. **Your individual comments will remain confidential** to researchers in the UK Medical Careers Research Group.

Thank you for your help. Please return this questionnaire to: UK Medical Careers Research Group,
Institute of Health Sciences, Old Road, Oxford OX3 7BR

UK Medical Careers Research Group

Career Choices and Experiences of Doctors who Qualified in 2000 2005 Survey

- What are *your* career plans, and what has influenced them?
 - What are *your* experiences of postgraduate training?
 - Do you have views which you would like to communicate to those responsible for planning the medical workforce and medical education?
-

The UK Medical Careers Research Group (UKMCRG) has been surveying doctors and reporting on issues such as these for many years. This questionnaire is being sent to every doctor who graduated in the UK in 2000 and it follows our previous survey in 2003.

The results of our studies and our recommendations - based on your completed questionnaires - are taken into account by, amongst others, the Department of Health, the Royal Colleges and the medical schools.

Your views are important

Please reply to our survey - the highest possible response is essential to enable us to form reliable conclusions and recommendations.

Your response is also important in helping us to ensure that all points of view are represented. This survey provides a unique opportunity for you to make your views known, and to tell us about your career plans at this important stage in your training.

Note: Even if you are no longer in the NHS we are still interested in your career and your views.

Quick and easy to take part, confidential and professional

Completing the questionnaire should take no longer than 20 – 30 minutes of your time; a reply-paid envelope is provided. UKMCRG is based at Oxford University. The survey is completely confidential and it will not be possible to identify the views of individual respondents either directly or indirectly in the results. Our studies have NHS Ethical Committee approval. The results will be published widely and on our website. Please spare the time to complete the questionnaire. If you have any queries about the questionnaire or the survey, please contact me by phone on Oxford (01865) 226791 or by email to trevor.lambert@dphpc.ox.ac.uk.

Thank you very much for your help.

Trevor Lambert
Study Co-ordinator

Michael Goldacre
Director

Completing the questionnaire

Please answer as fully as you are able. Your replies will be treated in strict confidence. For questions with yes/no or multiple choice responses, please write **X** in the box corresponding to your choice. A few questions have boxes for dates or numbers to be entered: please enter your responses in numerical form. For other questions please write freehand in the box provided for your answer. If a box is too small for the whole of your answer, please continue alongside the relevant box.

«ourref»

Your career choices

1. Have you made up your mind about your choice of long-term career? (Mark X)

Definitely Probably Not really

2. What is your choice of long-term career?

Please list up to 3 choices in order of preference. Please give your choice of specialty or subspecialty. Be as specific as you wish. Where choices are of equal preference, please mark X in the boxes adjacent to those choices, otherwise leave blank.

1		Of equal preference? <input type="checkbox"/>
2		<input type="checkbox"/>
3		<input type="checkbox"/>

3. How much has each of the following factors influenced your career choice?

Please answer for **each factor**, by marking X in one of the three boxes.

	Not at all	A little	A great deal		Not at all	A little	A great deal
Wanting a career that fits my domestic circumstances	<input type="checkbox"/>	<input type="checkbox"/>	<input type="checkbox"/>	Future financial prospects	<input type="checkbox"/>	<input type="checkbox"/>	<input type="checkbox"/>
Wanting a career with acceptable hours/working conditions	<input type="checkbox"/>	<input type="checkbox"/>	<input type="checkbox"/>	A particular teacher/department	<input type="checkbox"/>	<input type="checkbox"/>	<input type="checkbox"/>
Experience of chosen subject as a student	<input type="checkbox"/>	<input type="checkbox"/>	<input type="checkbox"/>	Advice from others	<input type="checkbox"/>	<input type="checkbox"/>	<input type="checkbox"/>
Enthusiasm/commitment: what I really want to do	<input type="checkbox"/>	<input type="checkbox"/>	<input type="checkbox"/>	Experience of jobs so far	<input type="checkbox"/>	<input type="checkbox"/>	<input type="checkbox"/>
Self-appraisal of own skills/aptitudes	<input type="checkbox"/>	<input type="checkbox"/>	<input type="checkbox"/>	Career and promotion prospects	<input type="checkbox"/>	<input type="checkbox"/>	<input type="checkbox"/>
Inclinations before medical school	<input type="checkbox"/>	<input type="checkbox"/>	<input type="checkbox"/>	Other reasons *	<input type="checkbox"/>	<input type="checkbox"/>	<input type="checkbox"/>

* If 'Other reasons' influenced your career choice, please give details of those reasons

Your future career plans

4. Apart from temporary visits abroad, do you intend to practise medicine in the United Kingdom for the foreseeable future? (Mark X in one box)

Yes-definitely Yes-probably Undecided No-probably not No-definitely not

If you did not answer 'Yes-definitely', are you considering (Mark X in one box)

practising medicine abroad leaving medicine but remaining in the UK leaving medicine and leaving the UK

If you are considering one of these options, what is your main reason for planning to do so?

If you intend to practise medicine outside the UK, in which country or continent?

5. Do you feel committed to a long-term career in the NHS? (Mark X)

Yes-definitely Yes-probably Undecided No-probably not No-definitely not

If you did not answer Yes-definitely, what changes to the NHS would increase your commitment or encourage you to return (if you have left)?

6. Please name any specialty for which you considered applying for postgraduate training but have now decided against:

Why did you decide against it? (Mark X against any that apply)

competition for training posts is too fierce the training is too long
 the training is too difficult no posts available in my chosen region
 it would be very difficult to train for this specialty on a less-than-full-time basis

Your postgraduate training and qualifications

Please answer Question 7 if you are intending a career in hospital practice or public health, or if you are undecided about your future career.

7. Have you applied for a National Training Number (NTN)? Yes No

7a. If Yes:

In which specialty or specialties?

«ouref»

What was the result of your application for an NTN?

(Mark X against one of the four options below, or give details in the box provided)

I obtained an NTN <input type="checkbox"/>	I am awaiting a decision on my application(s) <input type="checkbox"/>
I failed and do not intend to reapply <input type="checkbox"/>	I failed and intend to reapply <input type="checkbox"/>
Other outcome <i>(please give details)</i>	

If you failed and intend to reapply, do you intend to do so:

as soon as possible <input type="checkbox"/>	after gaining further SHO experience <input type="checkbox"/>
after gaining more qualifications <input type="checkbox"/>	after gaining research experience <input type="checkbox"/>
	after gaining experience in medicine abroad <input type="checkbox"/>

Please go to Question 8 below.

7b. If No:

Which of the following best describes your situation? *(Mark X against one option below)*

I have not yet applied for an NTN but I intend to do so	<input type="checkbox"/>
I haven't yet decided whether to apply for an NTN	<input type="checkbox"/>
I intend to pursue a career in hospital medicine in a non-consultant career grade	<input type="checkbox"/>
Other <i>(please give details)</i>	

Please answer Question 8 if you are intending a career in general practice, or if you are undecided about your future career.

8. Have you applied for a GP Registrar training post? Yes No

If Yes:

What was the result of your GP Registrar application?

(Mark X against one of the four options below, or give details in the box provided)

I obtained a GP Registrar post <input type="checkbox"/>	I am awaiting a decision on my application <input type="checkbox"/>
I failed to obtain a post and do not intend to reapply <input type="checkbox"/>	I failed to obtain a post but intend to reapply <input type="checkbox"/>
Other outcome <i>(please give details)</i>	

If you failed and intend to reapply, do you intend to do so:

as soon as possible <input type="checkbox"/>	after gaining further SHO experience <input type="checkbox"/>
after gaining more qualifications <input type="checkbox"/>	after gaining research experience <input type="checkbox"/>
	after gaining experience in medicine abroad <input type="checkbox"/>

«ouref»

9. FOR ALL RESPONDENTS. This question consists of a number of statements on a theme. Please consider each statement and mark with X the response which most accurately reflects your own opinion.

For all statements **SA=Strongly agree, A=Agree, N=Neither agree nor disagree, D=disagree, SD=Strongly disagree, N/O=No opinion.**

	SA	A	N	D	SD	N/O
I have had good career opportunities in my career to date	<input type="checkbox"/>	<input type="checkbox"/>	<input type="checkbox"/>	<input type="checkbox"/>	<input type="checkbox"/>	<input type="checkbox"/>
I am happy with my present position	<input type="checkbox"/>	<input type="checkbox"/>	<input type="checkbox"/>	<input type="checkbox"/>	<input type="checkbox"/>	<input type="checkbox"/>
I am satisfied with my future career prospects	<input type="checkbox"/>	<input type="checkbox"/>	<input type="checkbox"/>	<input type="checkbox"/>	<input type="checkbox"/>	<input type="checkbox"/>
Making career choices has been made difficult by inadequate careers advice	<input type="checkbox"/>	<input type="checkbox"/>	<input type="checkbox"/>	<input type="checkbox"/>	<input type="checkbox"/>	<input type="checkbox"/>
General practice is more attractive than hospital practice for doctors at present	<input type="checkbox"/>	<input type="checkbox"/>	<input type="checkbox"/>	<input type="checkbox"/>	<input type="checkbox"/>	<input type="checkbox"/>
The postgraduate training I have received so far has been of a high standard	<input type="checkbox"/>	<input type="checkbox"/>	<input type="checkbox"/>	<input type="checkbox"/>	<input type="checkbox"/>	<input type="checkbox"/>
If I worked fewer hours my training would suffer	<input type="checkbox"/>	<input type="checkbox"/>	<input type="checkbox"/>	<input type="checkbox"/>	<input type="checkbox"/>	<input type="checkbox"/>

10. FOR THOSE IN SPECIALIST REGISTRAR POSTS

My training is long enough to enable me to practise adequately when I first become a consultant	<input type="checkbox"/>	<input type="checkbox"/>	<input type="checkbox"/>	<input type="checkbox"/>	<input type="checkbox"/>	<input type="checkbox"/>
I am concerned about securing a consultant post within six months of obtaining my CCST	<input type="checkbox"/>	<input type="checkbox"/>	<input type="checkbox"/>	<input type="checkbox"/>	<input type="checkbox"/>	<input type="checkbox"/>

To obtain a post did you have to compromise on your first choice of specialty?

Yes

No

What is the minimum time in your specialty to reach CCST?

years

or (Mark X) Don't know

Do you expect to take longer than this minimum period? (Mark X)

No

(allowing for your working pattern if part-time)

Up to 1 year longer

Up to 2 years longer

Over 2 years longer

What is the main reason for your answer?

11. FOR THOSE IN SPECIALIST REGISTRAR OR GP REGISTRAR POSTS

To obtain a post did you have to compromise on your first choice of geographical location?

Yes

No

QUESTIONS 12 TO 19 ARE FOR ALL RESPONDENTS

12. Do you plan to undertake part or all of your future training on a less-than-full-time basis? (Mark X)

Yes

No

Undecided

«ouref»

13. Do you plan to work *in a career post on a less-than-full-time basis at some point in your career?* (Mark X) Yes No Undecided

14. How much has the availability of flexible and less-than-full-time working options in career posts influenced your choice of career? (Mark X) Not at all A little A great deal

What, if anything, would encourage you to work on a flexible basis?

What, if anything, would discourage you from working on a flexible basis?

15. Do you plan to take a career break at some point in your career? (Mark X) Yes No Undecided

16. How many hours per week are you contracted to work in your current post?

17. How many hours per week would you say you actually worked in an average week, excluding rest periods?

Your view of your current employment

18. Job satisfaction

Please answer with reference to your current post. For each statement, mark X in one box.

For all statements **SA**=Strongly agree, **A**=Agree, **N**=Neither agree nor disagree, **D**=disagree, **SD**=Strongly disagree, **N/O**=No opinion.

	SA	A	N	D	SD	N/O
I find enjoyment in my current post	<input type="checkbox"/>	<input type="checkbox"/>	<input type="checkbox"/>	<input type="checkbox"/>	<input type="checkbox"/>	<input type="checkbox"/>
I am doing interesting and challenging work	<input type="checkbox"/>	<input type="checkbox"/>	<input type="checkbox"/>	<input type="checkbox"/>	<input type="checkbox"/>	<input type="checkbox"/>
I feel dissatisfied in my current post	<input type="checkbox"/>	<input type="checkbox"/>	<input type="checkbox"/>	<input type="checkbox"/>	<input type="checkbox"/>	<input type="checkbox"/>
Most days I am enthusiastic about my work	<input type="checkbox"/>	<input type="checkbox"/>	<input type="checkbox"/>	<input type="checkbox"/>	<input type="checkbox"/>	<input type="checkbox"/>
I am often bored with my work	<input type="checkbox"/>	<input type="checkbox"/>	<input type="checkbox"/>	<input type="checkbox"/>	<input type="checkbox"/>	<input type="checkbox"/>

19. Job enjoyment and lifestyle For the following two questions please place an X in the box next to the number which you think most accurately reflects your opinion.

a) How much are you enjoying your current position?
 1 2 3 4 5 6 7 8 9 10
Not enjoying it at all *Enjoying it greatly*

b) How satisfied are you with the amount of time your work currently leaves you for family, social and recreational activities?
 1 2 3 4 5 6 7 8 9 10
Not at all satisfied *Extremely satisfied*

«ourref»

Your higher qualifications

20. Please list all higher professional or academic qualifications obtained since leaving medical school. Please give details below (spell out in full rather than initials) and the year passed.

Qualification	Year
	_ _ _ _
	_ _ _ _
	_ _ _ _
	_ _ _ _

Your domestic situation

21. Marital status (Mark X)
 single living with spouse / partner widowed, divorced or separated

22. How many children under 16 are normally resident in your household?

If any children, what are their ages in years? (Enter 0 for 0-11 months)

23. Are there any dependent adults (e.g. disabled, sick or elderly) whose needs could affect your ability to pursue your chosen career? (Mark X) Yes No

«ourref»

Your employment history since the end of your pre-registration (house officer) year

24. We would like to study the profiles of the career progression of the cohort of 2000. To enable us to do this, please give details of your current employment and all completed periods of employment since the end of your pre-registration year, including any substantial period(s) of time not in paid employment, except periods of maternity leave from a post to which you returned (or plan to return).

Specialty: Enter medical specialty/ subspecialty, type of work (if non-medical), or 'Not in paid employment'

Grade : Enter full details of grade, job title (if non-medical), travel/career break/domestic responsibilities/illness etc (if not employed).

Location: Give the town or county if in the UK, or the country if abroad.

Date started M M Y Y	Date ended M M Y Y	Details of posts			Additional details (Mark X)					
		Specialty	Grade	Location	Full-time	NHS	Locum	Retainer scheme	HM Forces	
<input type="text"/>	<input type="text"/>	(Current job)								
<input type="text"/>	<input type="text"/>	<input type="text"/>	<input type="text"/>	<input type="text"/>	<input type="checkbox"/>	<input type="checkbox"/>	<input type="checkbox"/>	<input type="checkbox"/>	<input type="checkbox"/>	
<input type="text"/>	<input type="text"/>	<input type="text"/>	<input type="text"/>	<input type="text"/>	<input type="checkbox"/>	<input type="checkbox"/>	<input type="checkbox"/>	<input type="checkbox"/>	<input type="checkbox"/>	
<input type="text"/>	<input type="text"/>	<input type="text"/>	<input type="text"/>	<input type="text"/>	<input type="checkbox"/>	<input type="checkbox"/>	<input type="checkbox"/>	<input type="checkbox"/>	<input type="checkbox"/>	
<input type="text"/>	<input type="text"/>	<input type="text"/>	<input type="text"/>	<input type="text"/>	<input type="checkbox"/>	<input type="checkbox"/>	<input type="checkbox"/>	<input type="checkbox"/>	<input type="checkbox"/>	
<input type="text"/>	<input type="text"/>	<input type="text"/>	<input type="text"/>	<input type="text"/>	<input type="checkbox"/>	<input type="checkbox"/>	<input type="checkbox"/>	<input type="checkbox"/>	<input type="checkbox"/>	
<input type="text"/>	<input type="text"/>	<input type="text"/>	<input type="text"/>	<input type="text"/>	<input type="checkbox"/>	<input type="checkbox"/>	<input type="checkbox"/>	<input type="checkbox"/>	<input type="checkbox"/>	
<input type="text"/>	<input type="text"/>	<input type="text"/>	<input type="text"/>	<input type="text"/>	<input type="checkbox"/>	<input type="checkbox"/>	<input type="checkbox"/>	<input type="checkbox"/>	<input type="checkbox"/>	

«ourref»

Additional comments

Please give us any comments you wish to make, on any aspect of your training or work. Use continuation sheets if necessary.

We are particularly interested in any comments you may have on your experiences so far of good and bad features of your training, working conditions and working environment; professional relationships; and administrative and managerial issues. Your individual comments will remain totally confidential to senior researchers in the UK Medical Careers Research Group. Thank you for your help.

Alternatively, please email your comments to trevor.lambert@dphpc.ox.ac.uk or michael.goldacre@dphpc.ox.ac.uk quoting the above reference number.

Thank you for your co-operation.

Please return this questionnaire to: UK Medical Careers Research Group, Department of Public Health, University of Oxford, Old Road Campus, Headington, Oxford OX3 7BR.